

Format of holding of specified securities

Annexure - I

1. Name of the Listed Entity : ONLINE INFORMATION TECHNOLOGIES LTD.
2. Scrip Code : **OITL** /Name of Scrip : **ONLINE INFORMATION TECHNOLOGIES LIMITED** /Class of Security : Equity Shares
3. Share Holding Pattern Field under: Reg.31(1)(b)/Reg.31(1)(c)
 - a. If under 31(1)(b) then indicate the report for Quarter ending 31.12.2022
4. Declaration: The Listed entity is required to submit the following declaration to the extent of submission of information:-

	Particulars	Yes*	No*
1.	Whether the Listed Entity has issued any partly paid up shares ?		No*
2.	Whether the Listed Entity has issued any Convertible Securities or Warrants ?		No*
3.	Whether the Listed Entity has any shares against which depository receipts are issued ?		No*
4.	Whether the Listed Entity has any shares in locked-in ?		No*
5.	Whether any shares held by promoters are pledge or otherwise encumbered ?		No*

5. The tabular format for disclosure of holding of specified securities is as follows :-



Table I - Summary Statement holding of specified securities

Category (I)	Category of shareholder (II)	Nos. of shareholders (III)	No. of fully paid-up equity shares held (IV)	No. of partly paid-up equity shares held (V)	No. of shares underlying Depository Receipt (VI)	Total nos. shares held (VII) = (IV)+(V)+(VI)	Shareholding as a % of total no. of shares (calculated as per SCRR, 1957) (VIII) As a % of (A+B+C2)	Number of Voting Rights held in each class of securities (IX)			No. of Shares Underlying convertible securities (Including Warrants) (X)	Shareholding as a % assuming full conversion of convertible securities (as a percentage of diluted share capital) (XI)=(VII)+(X) as a % of (A+B+C)	Number of Locked in shares (XII)		Number of Shares pledged or otherwise encumbered (XIII)		Number of equity shares held in dematerialized form (XIV)	
								No. of Voting Rights					Total as a % of (A+B+C)	No. (a)	As a % of total Shares held (b)	No. (a)		As a % of total Shares held (b)
								Class eg: Eq.	Class eg:y	Total								
(A)	Promoter & Promoters Group										0.00							
(B)	Public	91	15928100			15928100	100	15928100		15928100	100.00						141150	
(C)	Non Promoter-Non Public																	
(C1)	Shares underlying DRs																	
(C2)	Shares held by Employee Trust																	
	Total : =	91	15928100	0		15928100	100	15928100		15928100	100.00	0	0	0	0	0	141150	
	Actual Holder->	93																




Table II - Statement showing shareholding pattern of the Promoter and Promoter Group

Category & Name of shareholders (I)	Entity ID. (i.e. Promoter OR Promoter Group Entity)	PAN (II)	Nos. of shareholders (III)	No. of fully paid-up equity shares held (IV)	No. of partly paid-up equity shares held (V)	Nos. of shares underlying Depository Receipt (VI)	Total nos. shares held (VII) = (IV)+(V)+(VI)	Shareholding % calculated as per SCRR, 1957 As a % of (A+B+C2) (VIII)	Number of Voting Rights held in each class of securities (IX)			No. of Shares Underlying Outstanding convertible securities (Including Warrants) (X)	Shareholding as a % assuming full conversion of convertible securities (as a percentage of diluted share capital) (XI) = (VII)+(X) as a % of (A+B+C)	Number of Locked in shares (XII)		Number of Shares pledged or otherwise encumbered (XIII)		Number of equity shares held in dematerialized form (XIV)	
									No. of Voting Rights					Total as a % of Total Voting rights	No. (a)	As a % of total Shares held (b)	No. (a)		As a % of total Shares held (b)
									Class (Eq.)	Class y	Total								
(1) INDIAN :																			
(a) Individuals / HUF			0	0	0	0	0	0	0	0	0	0	0	0	0	0	0	0	0
(b) Central Govt./State Govt.(s)			0	0	0	0	0	0	0	0	0	0	0	0	0	0	0	0	0
(c) Financial Institutions/Banks			0	0	0	0	0	0	0	0	0	0	0	0	0	0	0	0	0
(d) Any Other (specify)																			
Bodies Corporate			0	0	0	0	0	0	0	0	0	0	0	0	0	0	0	0	0
Mutual Fund			0	0	0	0	0	0	0	0	0	0	0	0	0	0	0	0	0
Trust			0	0	0	0	0	0	0	0	0	0	0	0	0	0	0	0	0
Others			0	0	0	0	0	0	0	0	0	0	0	0	0	0	0	0	0
Sub Total (A)(1) :			0	0	0	0	0	0	0	0	0	0	0	0	0	0	0	0	0
(2) FOREIGN :																			
(a) NRI / Foreign Individuals			0	0	0	0	0	0	0	0	0	0	0	0	0	0	0	0	0
(b) Foreign Govt.-Promoter			0	0	0	0	0	0	0	0	0	0	0	0	0	0	0	0	0
(c) Foreign Inst.Invst.(FIs)			0	0	0	0	0	0	0	0	0	0	0	0	0	0	0	0	0
(d) Foreign Portfolio Investor			0	0	0	0	0	0	0	0	0	0	0	0	0	0	0	0	0
(e) Any Other (specify)																			
Foreign Company			0	0	0	0	0	0	0	0	0	0	0	0	0	0	0	0	0
Overseas Corporate Bodies			0	0	0	0	0	0	0	0	0	0	0	0	0	0	0	0	0
Foreign Bank			0	0	0	0	0	0	0	0	0	0	0	0	0	0	0	0	0
Sub Total (A)(2) :			0	0	0	0	0	0	0	0	0	0	0	0	0	0	0	0	0
Total Shareholding of Promoter and Promoter Group.(A) = (A)(1) + (A)(2) :			0	0	0	0	0	0	0	0	0	0	0	0	0	0	0	0	0



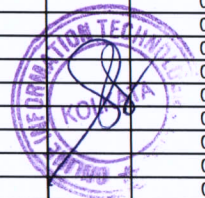


Table III - Statement showing shareholding pattern of the Public Shareholder

	Category & Name of shareholders (I)	PAN (II)	Nos. of shareholders (III)	No. of fully paid-up equity shares held (IV)	No. of partly paid-up equity shares held (V)	Nos. of shares underlying Depository Receipt (VI)	Total nos. shares held (VII) = (IV)+(V)+(VI)	Shareholding % calculated as per SCRR, 1967 As a % of (A+B+C2) (VIII)	Number of Voting Rights held in each class of securities (IX)			No. of Shares Underlying Outstanding convertible securities (Including Warrants) (X)	Shareholding as a % assuming full conversion of convertible securities (as a percentage of diluted share capital) (XI)= (VII)+(X) as a % of (A+B+C)	Number of Locked in shares (XII)		Number of Shares pledged or otherwise encumbered (XIII)		Number of equity shares held in dematerial ized form (XIV)	
									No. of Voting Rights					Total as a % of Total Voting rights	No. (a)	As a % of total Shares held (b)	No. (a)		As a % of total Shares held (b)
									Class (Eq.)	Class y	Total								
(1)	Institutions (Domestic):																		
(a)	Mutual Funds / UTI		0	0	0	0	0	0.00	0	0	0	0.00	0	0.00	0	0			0
(b)	Venture Capital Funds		0	0	0	0	0	0.00	0	0	0	0.00	0	0.00	0	0			0
(c)	Alternate Investment Fund		0	0	0	0	0	0.00	0	0	0	0.00	0	0.00	0	0			0
(d)	Banks		0	0	0	0	0	0.00	0	0	0	0.00	0	0.00	0	0			0
(e)	Insurance Companies		0	0	0	0	0	0.00	0	0	0	0.00	0	0.00	0	0			0
(f)	Provident Funds/Pension Funds		0	0	0	0	0	0.00	0	0	0	0.00	0	0.00	0	0			0
(g)	Asset Reconstruction Companies		0	0	0	0	0	0.00	0	0	0	0.00	0	0.00	0	0			0
(h)	Sovereign Wealth Funds		0	0	0	0	0	0.00	0	0	0	0.00	0	0.00	0	0			0
(i)	NBFCs REGISTERED WITH RBI		0	0	0	0	0	0.00	0	0	0	0.00	0	0.00	0	0			0
(j)	Other Financial Institutions		0	0	0	0	0	0.00	0	0	0	0.00	0	0.00	0	0			0
(k)	Any Other (specify)																		
	Foreign Inst. Invst. (FILs)		0	0	0	0	0	0.00	0	0	0	0.00	0	0.00	0	0			0
	Sub Total (B)(1) :		0	0	0	0	0	0.00	0	0	0	0.00	0	0.00	0	0			0
(2)	Institutions (Foreign):																		
(a)	Foreign Direct Investment		0	0	0	0	0	0.00	0	0	0	0.00	0	0.00	0	0			0
(b)	Foreign Venture Capital Investors		0	0	0	0	0	0.00	0	0	0	0.00	0	0.00	0	0			0
(c)	Sovereign Wealth Funds		0	0	0	0	0	0.00	0	0	0	0.00	0	0.00	0	0			0
(d)	Foreign Portfolio Investors Categ-I		0	0	0	0	0	0.00	0	0	0	0.00	0	0.00	0	0			0
(e)	Foreign Portfolio Investors Cate-II		0	0	0	0	0	0.00	0	0	0	0.00	0	0.00	0	0			0
(f)	Overseas Depositories (holding DRs)		0	0	0	0	0	0.00	0	0	0	0.00	0	0.00	0	0			0
(g)	Any Other (specify)		0	0	0	0	0	0.00	0	0	0	0.00	0	0.00	0	0			0
	Sub Total (B)(2) :		0	0	0	0	0	0.00	0	0	0	0.00	0	0.00	0	0			0
(3)	Central Govt./State Govt.(s):																		
(a)	Central Govt./President of India		0	0	0	0	0	0.00	0	0	0	0.00	0	0.00	0	0			0
(b)	State Govt./Governor		0	0	0	0	0	0.00	0	0	0	0.00	0	0.00	0	0			0
(c)	Shareholding by Companies or Bodies Corporate where Central/State Govt. is a Promoter.		0	0	0	0	0	0.00	0	0	0	0.00	0	0.00	0	0			0
	Sub Total (B)(3) :		0	0	0	0	0	0.00	0	0	0	0.00	0	0.00	0	0			0
(4)	Non-institutions :																		
(a)	Associate companies / Subsidiaries		0	0	0	0	0	0.00	0	0	0	0.00	0	0.00	0	0			0
(b)	Directors and their relatives (excluding independent directors and nominee directors)		0	0	0	0	0	0.00	0	0	0	0.00	0	0.00	0	0			0
(c)	Key Managerial Personnel		0	0	0	0	0	0.00	0	0	0	0.00	0	0.00	0	0			0
(d)	Relatives of promoters (other than "immediate relatives" of promoters disclosed under "Promoter and Promoter Group" category)		0	0	0	0	0	0.00	0	0	0	0.00	0	0.00	0	0			0
(e)	Trusts where any person belonging to "Promoter and Promoter Group" category is "trustee", beneficiary, or "author of the trust".		0	0	0	0	0	0.00	0	0	0	0.00	0	0.00	0	0			0



Category & Name of shareholders (I)	PAN (II)	Nos. of shareholders (III)	No. of fully paid-up equity shares held (IV)	No. of partly paid-up equity shares held (V)	Nos. of shares underlying Depository Receipt (VI)	Total nos. shares held (VII) = (IV)+(V)+(VI)	Shareholding % calculated as per SCRR, 1957 As a % of (A+B+C2) (VIII)	Number of Voting Rights held in each class of securities (IX)			No. of Shares Underlying Outstanding convertible securities (Including Warrants) (X)	Shareholding as a % assuming full conversion of convertible securities (as a percentage of diluted share capital) (XI) = (VII)+(X) as a % of (A+B+C)	Number of Locked in shares (XII)		Number of Shares pledged or otherwise encumbered (XIII)		Number of equity shares held in dematerialized form (XIV)	
								No. of Voting Rights					Total as a % of Total Voting rights	No. (a)	As a % of total Shares held (b)	No. (a)		As a % of total Shares held (b)
								Class (Eq.)	Class y	Total								
(f) Investor Education and Protection Fund (IEPF).		0	0	0	0	0	0.00	0	0	0	0.00	0	0				0	
(g) Resident individuals holding nominal share capital up to of Rs. 2 Lakh.																		
i) Holding 1% and above :																		
TOTAL :===		0	0	0	0	0	0.00	0	0	0	0.00	0	0					0
ii) Holding Less than 1% :		41	379170	0	0	379170	2.38	379170	0	379170	2.38	0	2.38	0				141150
TOTAL :===		41	379170	0	0	379170	2.38	379170	0	379170	2.38	0	2.38	0				141150
(h) Resident individuals holding nominal share capital in excess of Rs. 2 Lakh.		0	0	0	0	0	0.00	0	0	0	0.00	0	0.00	0	0			0
(i) Non Resident Indians (NRIs)		0	0	0	0	0	0.00	0	0	0	0.00	0	0.00	0	0			0
(j) Foreign Nationals		0	0	0	0	0	0.00	0	0	0	0.00	0	0.00	0	0			0
(k) Foreign Companies		0	0	0	0	0	0.00	0	0	0	0.00	0	0.00	0	0			0
(l) Bodies Corporate																		
i) Holding 1% and above :																		
1 NEW OUTLOOK SECURITIES LIMITED			168000	0	0	168000	1.05	168000	0	168000	1.05	0	1.05	0	0			0
2 ARTILLEGENCE BIO-INNOVATIONS LTD.			175000	0	0	175000	1.10	175000	0	175000	1.10	0	1.10	0	0			0
3 VALANTINE FINEXIM PVT.LTD.	AABCV6019Q		198000	0	0	198000	1.24	198000	0	198000	1.24	0	1.24	0	0			0
4 LAFFAN SOFTWARE LTD.			200000	0	0	200000	1.26	200000	0	200000	1.26	0	1.26	0	0			0
5 CHETNA PROJECTS PVT.LTD.	AABCC0661M		205000	0	0	205000	1.29	205000	0	205000	1.29	0	1.29	0	0			0
6 ACON FINEXIM PVT.LTD.	AADCA9091R		222900	0	0	222900	1.40	222900	0	222900	1.40	0	1.40	0	0			0
7 SHIVLAXMI EXPORTS LIMITED	AADCS6058E		237900	0	0	237900	1.49	237900	0	237900	1.49	0	1.49	0	0			0
8 ANKUR MARKETING LTD			245200	0	0	245200	1.54	245200	0	245200	1.54	0	1.54	0	0			0
9 GATEWAY COMPUTERS PVT. LTD.	AABCG7845F		273172	0	0	273172	1.72	273172	0	273172	1.72	0	1.72	0	0			0
10 RAMKRISHNA FINCAP LIMITED			294490	0	0	294490	1.85	294490	0	294490	1.85	0	1.85	0	0			0
11 BAY INLAND FINANCE PVT. LTD.	AABCB9510A		300000	0	0	300000	1.88	300000	0	300000	1.88	0	1.88	0	0			0
12 NEW OUTLOOK SECURITIES LTD.	AABCN6529M		307678	0	0	307678	1.93	307678	0	307678	1.93	0	1.93	0	0			0
13 ETP CORPORATION LTD.			415350	0	0	415350	2.61	415350	0	415350	2.61	0	2.61	0	0			0
14 BANJAUR RESOURCES PVT.LTD.	AABCB0895J		439700	0	0	439700	2.76	439700	0	439700	2.76	0	2.76	0	0			0
15 BAY INLAND FINANCE PVT.LTD.			490290	0	0	490290	3.08	490290	0	490290	3.08	0	3.08	0	0			0
16 OMDAYAL HOLDINGS LIMITED	AACCT4931E		500000	0	0	500000	3.14	500000	0	500000	3.14	0	3.14	0	0			0
17 N.E.ELECTRONICS LTD			500000	0	0	500000	3.14	500000	0	500000	3.14	0	3.14	0	0			0
18 BHASKAR FUND MANAGEMENT LTD.			500000	0	0	500000	3.14	500000	0	500000	3.14	0	3.14	0	0			0
19 LOGIC INFOTECH LIMITED			500000	0	0	500000	3.14	500000	0	500000	3.14	0	3.14	0	0			0
20 GLOBEX FINANCE CORPORATION LTD			500000	0	0	500000	3.14	500000	0	500000	3.14	0	3.14	0	0			0
21 RAMKRISHNA FINCAP LIMITED			500000	0	0	500000	3.14	500000	0	500000	3.14	0	3.14	0	0			0
22 JAGDISHWAR PHARMA.WORKS LTD.			500000	0	0	500000	3.14	500000	0	500000	3.14	0	3.14	0	0			0
23 IMPALA INDUSTRIAL ENTP. LTD.			500000	0	0	500000	3.14	500000	0	500000	3.14	0	3.14	0	0			0
24 GATEWAY COMPUTERS PVT.LTD.			513400	0	0	513400	3.22	513400	0	513400	3.22	0	3.22	0	0			0
25 KIRTI ELECTRO SYSTEM PVT.LTD.			527750	0	0	527750	3.31	527750	0	527750	3.31	0	3.31	0	0			0
26 DELTON EXIM PVT.LTD.			567850	0	0	567850	3.57	567850	0	567850	3.57	0	3.57	0	0			0
27 GANGA BUILDERS LIMITED	AAACG9808K		673850	0	0	673850	4.23	673850	0	673850	4.23	0	4.23	0	0			0
28 SURABHI DAIRY PRODUCTS PVT.LTD.	AAECS3793B		700000	0	0	700000	4.39	700000	0	700000	4.39	0	4.39	0	0			0
29 SUPER FINANCE LTD.	AAGCS7188C		700000	0	0	700000	4.39	700000	0	700000	4.39	0	4.39	0	0			0
30 SHAKTI ISPAT PRODUCTS PVT. LTD.	AAGCS8347D		700000	0	0	700000	4.39	700000	0	700000	4.39	0	4.39	0	0			0
31 NISTHA TRADERS LIMITED	AAACN0756H		732500	0	0	732500	4.60	732500	0	732500	4.60	0	4.60	0	0			0



Category & Name of shareholders (I)	PAN (II)	Nos. of shareholders (III)	No. of fully paid-up equity shares held (IV)	No. of partly paid-up equity shares held (V)	Nos. of shares underlying Depository Receipt (VI)	Total nos. shares held (VII) = (IV)+(V)+(VI)	Shareholding % calculated as per SCRR, 1957 As a % of (A+B+C2) (VIII)	Number of Voting Rights held in each class of securities (IX)			No. of Shares Underlying Outstanding convertible securities (including Warrants) (X)	Shareholding as a % assuming full conversion of convertible securities (as a percentage of diluted share capital) (XI)= (VII)+(X) as a % of (A+B+C)	Number of Locked in shares (XII)		Number of Shares pledged or otherwise encumbered (XIII)		Number of equity shares held in dematerial ized form (XIV)	
								No. of Voting Rights					Total as a % of Total Voting rights	No. (a)	As a % of total Shares held (b)	No. (a)		As a % of total Shares held (b)
								Class (Eq.)	Class y	Total								
32 STOCKNET INTERNATIONAL LTD.	AAECS8494F		775950	0	0	775950	4.87	775950	0	775950	4.87	0	4.87	0	0		0	
33 KACHNAR SECURITIES PVT.LTD.	AABCK1198F		777000	0	0	777000	4.88	777000	0	777000	4.88	0	4.88	0	0		0	
TOTAL :===		33	14840980	0	0	14840980	93.17	14840980	0	14840980	93.17	0	93.17	0			0	
ii) Holding Less than 1% :																		
		17	707950	0	0	707950	4.44	707950	0	707950	4.44	0	4.44	0			0	
TOTAL :===		17	707950	0	0	707950	4.44	707950	0	707950	4.44	0	4.44	0			0	
(m) Any Other (specify) :		0	0	0	0	0	0.00	0	0	0	0.00	0	0.00	0	0		0	
Overseas Corporate Bodies		0	0	0	0	0	0.00	0	0	0	0.00	0	0.00	0	0		0	
Foreign Bank		0	0	0	0	0	0.00	0	0	0	0.00	0	0.00	0	0		0	
Trust		0	0	0	0	0	0.00	0	0	0	0.00	0	0.00	0	0		0	
Others		0	0	0	0	0	0.00	0	0	0	0.00	0	0.00	0	0		0	
Sub Total (B)(3) :		91	15928100	0	0	15928100	100.00	15928100	0	15928100	100.00	0	100.00	0	0		141150	
Total Public shareholding : (B) = (B)(1)+(B)(2)+(B)(3)		91	15928100	0	0	15928100	100.00	15928100	0	15928100	100.00	0	100.00	0	0		141150	
TOTAL -->		91	15928100	0	0	15928100	100.00	15928100	0	15928100	100.00	0	100.00	0	0	0	141150	



Table IV - Statement showing shareholding pattern of the Non Promoter - Non Public shareholder

	Category & Name of shareholders (I)	PAN (II)	Nos. of shareholders (III)	No. of fully paid up equity shares held (IV)	No. of partly paid-up equity shares held (V)	Nos. of shares underlying Depository Receipt (VI)	Total nos. shares held (VII) = (IV)+(V)+(VI)	Shareholding % calculated as per SCRR, 1957 As a % of (A+B+C2) (VIII)	Number of Voting Rights held in each class of securities (IX)			No. of Shares Underlying Outstanding convertible securities (Including Warrants) (X)	Shareholding as a % assuming full conversion of convertible securities (as a percentage of diluted share capital) (XI) = (VII)+(X) as a % of (A+B+C)	Number of Locked in shares (XII)		Number of Shares pledged or otherwise encumbered (XIII)		Number of equity shares held in dematerialized form (XIV)	
									No. of Voting Rights					Total as a % of Total Voting rights	No. (a)	As a % of total Shares held (b)	No. (a)		As a % of total Shares held (b)
									Class (Eq.)	Class y	Total								
(1)	Custodian.DR Holder																		
(a)	Name of DR holder (if any)																		
(i)																			
(2)	Employee Benefit Trust / Employee Welfare Trust (under SEBI (share based Employee Benefits and Sweat Equity) Regulations, 2014																		
(a)	Name:																		
	Total Non-Promoter - Non-Public Shareholding (C)=(C)(1)+(C)+(2)																		

