

**Format of holding of specified securities**

**Annexure - I**

1. Name of the Listed Entity : **ONLINE INFORMATION TECHNOLOGIES LTD.**
2. Scrip Code : **OITL** /Name of Scrip : **ONLINE INFORMATION TECHNOLOGIES LIMITED** /Class of Security : Equity Shares
3. Share Holding Pattern Field under: Reg.31(1)(b)/Reg.31(1)(c)
  - a. If under 31(1)(b) then indicate the report for Quarter ending 30.06.2023
4. Declaration: The Listed entity is required to submit the following declaration to the extent of submission of information:-


	Particulars	Yes*	No*
1.	Whether the Listed Entity has issued any partly paid up shares ?		No*
2.	Whether the Listed Entity has issued any Convertible Securities or Warrants ?		No*
3.	Whether the Listed Entity has any shares against which depository receipts are issued ?		No*
4.	Whether the Listed Entity has any shares in locked-in ?		No*
5.	Whether any shares held by promoters are pledge or otherwise encumbered ?		No*

5. The tabular format for disclosure of holding of specified securities is as follows :-




Table I - Summary Statement holding of specified securities

Category (I)	Category of shareholder (II)	Nos. of shareholders (III)	No. of fully paid-up equity shares held (IV)	No. of partly paid-up equity shares held (V)	No. of shares underlying Depository Receipt (VI)	Total nos. shares held (VII) = (IV)+(V)+(VI)	Shareholding as a % of total no. of shares (calculated as per SCRR, 1967) (VIII) As a % of (A+B+C2)	Number of Voting Rights held in each class of securities (IX)			No. of Shares Underlying convertible securities (Including Warrants) (X)	Shareholding as a % assuming full conversion of convertible securities (as a percentage of diluted share capital) (XI)=(VII)+(X) as a % of (A+B+C)	Number of Locked in shares (XII)		Number of Shares pledged or otherwise encumbered (XIII)		Number of equity shares held in dematerialized form (XIV)	
								No. of Voting Rights					Total as a % of (A+B+C)	No. (a)	As a % of total Shares held (b)	No. (a)		As a % of total Shares held (b)
								Class eg: Eq.	Class eg:y	Total								
(A)	Promoter & Promoters Group																	
(B)	Public	83.00	15928100.00			15928100.00	100.00	15928100.00		15928100.00	100.00							
(C)	Non Promoter-Non Public																	
(C1)	Shares underlying DRs																	
(C2)	Shares held by Employee Trust																	
	Total : =	83.00	15928100.00	0.00		15928100.00	100.00	15928100.00		15928100.00	100.00	0.00	100.00	0.00	0.00	0.00	0.00	8266830.00
	Actual Holder->	84.00																



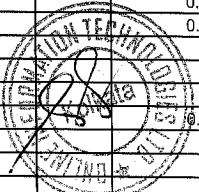
**Table II - Statement showing shareholding pattern of the Promoter and Promoter Group**

	Category & Name of shareholders (I)	Entity ID. (i.e. Promoter OR Promoter Group Entity)	PAN (II)	Nos. of shareholders (III)	No. of fully paid-up equity shares held (IV)	No. of partly paid-up equity shares held (V)	Nos. of shares underlying Depository Receipt (VI)	Total nos. shares held (VII) = (IV)+(V)+(VI)	Shareholding % calculated as per SCRR, 1957 As a % of (A+B+C2) (VIII)	Number of Voting Rights held in each class of securities (IX)			No. of Shares Underlying Outstanding convertible securities (Including Warrants) (X)	Shareholding as a % assuming full conversion of convertible securities (as a percentage of diluted share capital) (XI) = (VII)+(X) as a % of (A+B+C)	Number of Locked In shares (XII)		Number of Shares pledged or otherwise encumbered (XIII)		Number of equity shares held in dematerialized form (XIV)	
										No. of Voting Rights					Total as a % of Total Voting rights	No. (a)	As a % of total Shares held (b)	No. (a)		As a % of total Shares held (b)
										Class (Eq.)	Class y	Total								
(1)	INDIAN :																			
(a)	Individuals / HUF			0.00	0.00	0.00	0.00	0.00	0.00	0.00	0.00	0.00	0.00	0.00	0.00	0.00	0.00	0.00	0.00	0.00
(b)	Central Govt./State Govt.(s)			0.00	0.00	0.00	0.00	0.00	0.00	0.00	0.00	0.00	0.00	0.00	0.00	0.00	0.00	0.00	0.00	0.00
(c)	Financial Institutions/Banks			0.00	0.00	0.00	0.00	0.00	0.00	0.00	0.00	0.00	0.00	0.00	0.00	0.00	0.00	0.00	0.00	0.00
(d)	Any Other (specify)																			
	Bodies Corporate			0.00	0.00	0.00	0.00	0.00	0.00	0.00	0.00	0.00	0.00	0.00	0.00	0.00	0.00	0.00	0.00	0.00
	Mutual Fund			0.00	0.00	0.00	0.00	0.00	0.00	0.00	0.00	0.00	0.00	0.00	0.00	0.00	0.00	0.00	0.00	0.00
	Trust			0.00	0.00	0.00	0.00	0.00	0.00	0.00	0.00	0.00	0.00	0.00	0.00	0.00	0.00	0.00	0.00	0.00
	Others			0.00	0.00	0.00	0.00	0.00	0.00	0.00	0.00	0.00	0.00	0.00	0.00	0.00	0.00	0.00	0.00	0.00
	Sub Total (A)(1) :			0.00	0.00	0.00	0.00	0.00	0.00	0.00	0.00	0.00	0.00	0.00	0.00	0.00	0.00	0.00	0.00	0.00
(2)	FOREIGN :																			
(a)	NRI / Foreign Individuals			0.00	0.00	0.00	0.00	0.00	0.00	0.00	0.00	0.00	0.00	0.00	0.00	0.00	0.00	0.00	0.00	0.00
(b)	Foreign Govt.-Promoter			0.00	0.00	0.00	0.00	0.00	0.00	0.00	0.00	0.00	0.00	0.00	0.00	0.00	0.00	0.00	0.00	0.00
(c)	Foreign Inst.Invst.(FII)s			0.00	0.00	0.00	0.00	0.00	0.00	0.00	0.00	0.00	0.00	0.00	0.00	0.00	0.00	0.00	0.00	0.00
(d)	Foreign Portfolio Investor			0.00	0.00	0.00	0.00	0.00	0.00	0.00	0.00	0.00	0.00	0.00	0.00	0.00	0.00	0.00	0.00	0.00
(e)	Any Other (specify)																			
	Foreign Company			0.00	0.00	0.00	0.00	0.00	0.00	0.00	0.00	0.00	0.00	0.00	0.00	0.00	0.00	0.00	0.00	0.00
	Overseas Corporate Bodies			0.00	0.00	0.00	0.00	0.00	0.00	0.00	0.00	0.00	0.00	0.00	0.00	0.00	0.00	0.00	0.00	0.00
	Foreign Bank			0.00	0.00	0.00	0.00	0.00	0.00	0.00	0.00	0.00	0.00	0.00	0.00	0.00	0.00	0.00	0.00	0.00
	Sub Total (A)(2) :			0.00	0.00	0.00	0.00	0.00	0.00	0.00	0.00	0.00	0.00	0.00	0.00	0.00	0.00	0.00	0.00	0.00
	Total Shareholding of Promoter and Promoter Group.(A) = (A)(1)			0.00	0.00	0.00	0.00	0.00	0.00	0.00	0.00	0.00	0.00	0.00	0.00	0.00	0.00	0.00	0.00	0.00



**Table III - Statement showing shareholding pattern of the Public shareholder**

Category & Name of shareholders (I)	PAN (II)	Nos. of shareholders (III)	No. of fully paid-up equity shares held (IV)	No. of partly paid-up equity shares held (V)	No. of shares underlying Depository Receipt (VI)	Total nos. shares held (VII) = (IV)+(V)+(VI)	Shareholding % calculated as per SCRR, 1957 As a % of (A+B+C2) (VIII)	Number of Voting Rights held in each class of securities (IX)			No. of Shares Outstanding convertible securities (Including Warrants) (X)	Shareholding as a % assuming full conversion of convertible securities (as a percentage of diluted share capital) (XI) = (VII)+(X) as a % of (A+B+C)	Number of Locked in shares (XII)		Number of Shares pledged or otherwise encumbered (XIII)		Number of equity shares held in dematerialized form (XIV)	
								No. of Voting Rights					Total as a % of Total Voting rights	No. (a)	As a % of total Shares held (b)	No. (a)		As a % of total Shares held (b)
								Class (Eq.)	Class y	Total								
(1) Institutions (Domestic):																		
(a) Mutual Funds / UTI		0.00	0.00	0.00	0.00	0.00	0.00	0.00	0.00	0.00	0.00	0.00	0.00	0.00	0.00			0.00
(b) Venture Capital Funds		0.00	0.00	0.00	0.00	0.00	0.00	0.00	0.00	0.00	0.00	0.00	0.00	0.00	0.00			0.00
(c) Alternate Investment Fund		0.00	0.00	0.00	0.00	0.00	0.00	0.00	0.00	0.00	0.00	0.00	0.00	0.00	0.00			0.00
(d) Banks		0.00	0.00	0.00	0.00	0.00	0.00	0.00	0.00	0.00	0.00	0.00	0.00	0.00	0.00			0.00
(e) Insurance Companies		0.00	0.00	0.00	0.00	0.00	0.00	0.00	0.00	0.00	0.00	0.00	0.00	0.00	0.00			0.00
(f) Provident Funds/Pension Funds		0.00	0.00	0.00	0.00	0.00	0.00	0.00	0.00	0.00	0.00	0.00	0.00	0.00	0.00			0.00
(g) Asset Reconstruction Companies		0.00	0.00	0.00	0.00	0.00	0.00	0.00	0.00	0.00	0.00	0.00	0.00	0.00	0.00			0.00
(h) Sovereign Wealth Funds		0.00	0.00	0.00	0.00	0.00	0.00	0.00	0.00	0.00	0.00	0.00	0.00	0.00	0.00			0.00
(i) NBFCs REGISTERED WITH RBI		0.00	0.00	0.00	0.00	0.00	0.00	0.00	0.00	0.00	0.00	0.00	0.00	0.00	0.00			0.00
(j) Other Financial Institutions		0.00	0.00	0.00	0.00	0.00	0.00	0.00	0.00	0.00	0.00	0.00	0.00	0.00	0.00			0.00
(k) Any Other (specify)																		
Foreign Inst./Invst.(FILs)		0.00	0.00	0.00	0.00	0.00	0.00	0.00	0.00	0.00	0.00	0.00	0.00	0.00	0.00			0.00
Sub Total (B)(1) :		0.00	0.00	0.00	0.00	0.00	0.00	0.00	0.00	0.00	0.00	0.00	0.00	0.00	0.00			0.00
(2) Institutions (Foreign):																		
(a) Foreign Direct Investment		0.00	0.00	0.00	0.00	0.00	0.00	0.00	0.00	0.00	0.00	0.00	0.00	0.00	0.00			0.00
(b) Foreign Venture Capital Investors		0.00	0.00	0.00	0.00	0.00	0.00	0.00	0.00	0.00	0.00	0.00	0.00	0.00	0.00			0.00
(c) Sovereign Wealth Funds		0.00	0.00	0.00	0.00	0.00	0.00	0.00	0.00	0.00	0.00	0.00	0.00	0.00	0.00			0.00
(d) Foreign Portfolio Investors Categ-I		0.00	0.00	0.00	0.00	0.00	0.00	0.00	0.00	0.00	0.00	0.00	0.00	0.00	0.00			0.00
(e) Foreign Portfolio Investors Cate-II		0.00	0.00	0.00	0.00	0.00	0.00	0.00	0.00	0.00	0.00	0.00	0.00	0.00	0.00			0.00
(f) Overseas Depositories (holding DRs)		0.00	0.00	0.00	0.00	0.00	0.00	0.00	0.00	0.00	0.00	0.00	0.00	0.00	0.00			0.00
(g) Any Other (specify)		0.00	0.00	0.00	0.00	0.00	0.00	0.00	0.00	0.00	0.00	0.00	0.00	0.00	0.00			0.00
Sub Total (B)(2) :		0.00	0.00	0.00	0.00	0.00	0.00	0.00	0.00	0.00	0.00	0.00	0.00	0.00	0.00			0.00
(3) Central Govt./State Govt.(s):																		
(a) Central Govt./President of India		0.00	0.00	0.00	0.00	0.00	0.00	0.00	0.00	0.00	0.00	0.00	0.00	0.00	0.00			0.00
(b) State Govt./Governor		0.00	0.00	0.00	0.00	0.00	0.00	0.00	0.00	0.00	0.00	0.00	0.00	0.00	0.00			0.00
(c) Shareholding by Companies or Bodies																		
Corporate where Central/State Govt. is a Promoter.		0.00	0.00	0.00	0.00	0.00	0.00	0.00	0.00	0.00	0.00	0.00	0.00	0.00	0.00			0.00
Sub Total (B)(3) :		0.00	0.00	0.00	0.00	0.00	0.00	0.00	0.00	0.00	0.00	0.00	0.00	0.00	0.00			0.00
(4) Non-institutions :																		
(a) Associate companies / Subsidiaries		0.00	0.00	0.00	0.00	0.00	0.00	0.00	0.00	0.00	0.00	0.00	0.00	0.00	0.00			0.00
(b) Directors and their relatives (excluding independent directors and nominee directors)		0.00	0.00	0.00	0.00	0.00	0.00	0.00	0.00	0.00	0.00	0.00	0.00	0.00	0.00			0.00
(c) Key Managerial Personnel		0.00	0.00	0.00	0.00	0.00	0.00	0.00	0.00	0.00	0.00	0.00	0.00	0.00	0.00			0.00
(d) Relatives of promoters (other than "immediate relatives" of promoters disclosed under "Promoter and Promoter Group" category)		0.00	0.00	0.00	0.00	0.00	0.00	0.00	0.00	0.00	0.00	0.00	0.00	0.00	0.00			0.00
(e) Trusts where any person belonging to "Promoter and Promoter Group" category is "trustee", beneficiary,																		



Category & Name of shareholders (I)	PAN (II)	Nos. of shareholders (III)	No. of fully paid-up equity shares held (IV)	No. of partly paid-up equity shares held (V)	Nos. of shares underlying Depository Receipt (VI)	Total nos. shares held (VII) = (IV)+(V)+(VI)	Shareholding % calculated as per SCRR, 1957 As a % of (A+B+C2) (VIII)	Number of Voting Rights held in each class of securities (IX)			No. of Shares Underlying Outstanding convertible securities (Including Warrants) (X)	Shareholding as a % assuming full conversion of convertible securities (as a percentage of diluted share capital) (XI) = (VII)+(X) as a % of (A+B+C)	Number of Locked in shares (XII)		Number of Shares pledged or otherwise encumbered (XIII)		Number of equity shares held in dematerialized form (XIV)	
								No. of Voting Rights					Total as a % of Total Voting rights	No. (a)	As a % of total Shares held (b)	No. (a)		As a % of total Shares held (b)
								Class (Eq.)	Class y	Total								
or "author of the trust".		0.00	0.00	0.00	0.00	0.00	0.00	0.00	0.00	0.00	0.00	0.00	0.00	0.00	0.00	0.00	0.00	0.00
(f) Investor Education and Protection Fund (IEPF).		0.00	0.00	0.00	0.00	0.00	0.00	0.00	0.00	0.00	0.00	0.00	0.00	0.00	0.00	0.00	0.00	0.00
(g) Resident individuals holding nominal share capital up to of Rs. 2 Lakh.																		
i) Holding 1% and above :																		
TOTAL :===		0.00	0.00	0.00	0.00	0.00	0.00	0.00	0.00	0.00	0.00	0.00	0.00	0.00	0.00	0.00	0.00	0.00
ii) Holding Less than 1% :																		
		41.00	379170.00	0.00	0.00	379170.00	2.38	379170.00	0.00	379170.00	2.38	0.00	2.38	0.00				160750.00
TOTAL :===		41.00	379170.00	0.00	0.00	379170.00	2.38	379170.00	0.00	379170.00	2.38	0.00	2.38	0.00				160750.00
(h) Resident individuals holding nominal share capital in excess of Rs. 2 Lakh.		0.00	0.00	0.00	0.00	0.00	0.00	0.00	0.00	0.00	0.00	0.00	0.00	0.00	0.00	0.00	0.00	0.00
(i) Non Resident Indians (NRIs)		0.00	0.00	0.00	0.00	0.00	0.00	0.00	0.00	0.00	0.00	0.00	0.00	0.00	0.00	0.00	0.00	0.00
(j) Foreign Nationals		0.00	0.00	0.00	0.00	0.00	0.00	0.00	0.00	0.00	0.00	0.00	0.00	0.00	0.00	0.00	0.00	0.00
(k) Foreign Companies		0.00	0.00	0.00	0.00	0.00	0.00	0.00	0.00	0.00	0.00	0.00	0.00	0.00	0.00	0.00	0.00	0.00
(l) Bodies Corporate																		
i) Holding 1% and above :																		
1 NEW OUTLOOK SECURITIES LIMITED			168000.00	0.00	0.00	168000.00	1.05	168000.00	0.00	168000.00	1.05	0.00	1.05	0.00	0.00			0.00
2 ARTILEGENCE BIO-INNOVATIONS LTD	AAACI7359F		175500.00	0.00	0.00	175500.00	1.10	175500.00	0.00	175500.00	1.10	0.00	1.10	0.00	0.00			175500.00
3 VALANTINE FINEXIM PVT.LTD.	AABCV6019Q		198000.00	0.00	0.00	198000.00	1.24	198000.00	0.00	198000.00	1.24	0.00	1.24	0.00	0.00			0.00
4 LAFFAN SOFTWARE LIMITED	AAACL9664Q		200000.00	0.00	0.00	200000.00	1.26	200000.00	0.00	200000.00	1.26	0.00	1.26	0.00	0.00			200000.00
5 CHETNA PROJECTS PVT.LTD.	AABCC0661M		205000.00	0.00	0.00	205000.00	1.29	205000.00	0.00	205000.00	1.29	0.00	1.29	0.00	0.00			0.00
6 ACON FINEXIM PVT.LTD.	AADCA9091R		222900.00	0.00	0.00	222900.00	1.40	222900.00	0.00	222900.00	1.40	0.00	1.40	0.00	0.00			0.00
7 SHIVLAXMI EXPORTS LIMITED	AADCS6058E		237900.00	0.00	0.00	237900.00	1.49	237900.00	0.00	237900.00	1.49	0.00	1.49	0.00	0.00			237900.00
8 ANKUR MARKETING LTD			245200.00	0.00	0.00	245200.00	1.54	245200.00	0.00	245200.00	1.54	0.00	1.54	0.00	0.00			0.00
9 GATEWAY COMPUTERS PVT. LTD.	AABCG7845F		273172.00	0.00	0.00	273172.00	1.72	273172.00	0.00	273172.00	1.72	0.00	1.72	0.00	0.00			0.00
10 NEW OUTLOOK SECURITIES LTD.	AABCN6529M		307678.00	0.00	0.00	307678.00	1.93	307678.00	0.00	307678.00	1.93	0.00	1.93	0.00	0.00			0.00
11 BANJAUR RESOURCES PVT.LTD.	AABCB0895J		439700.00	0.00	0.00	439700.00	2.76	439700.00	0.00	439700.00	2.76	0.00	2.76	0.00	0.00			0.00
12 LOGIC INFOTECH LIMITED	AAACL9585G		500000.00	0.00	0.00	500000.00	3.14	500000.00	0.00	500000.00	3.14	0.00	3.14	0.00	0.00			500000.00
13 N. E. ELECTRONICS LIMITED	AAACN6695B		500000.00	0.00	0.00	500000.00	3.14	500000.00	0.00	500000.00	3.14	0.00	3.14	0.00	0.00			500000.00
14 OMDAYAL HOLDINGS LIMITED	AACCT4931E		500000.00	0.00	0.00	500000.00	3.14	500000.00	0.00	500000.00	3.14	0.00	3.14	0.00	0.00			0.00
15 JAGDISHWAR PHARMA.WORKS LTD.			500000.00	0.00	0.00	500000.00	3.14	500000.00	0.00	500000.00	3.14	0.00	3.14	0.00	0.00			0.00
16 IMPALA INDUSTRIAL ENTP. LTD.			500000.00	0.00	0.00	500000.00	3.14	500000.00	0.00	500000.00	3.14	0.00	3.14	0.00	0.00			0.00
17 GATEWAY COMPUTERS PVT.LTD.			513400.00	0.00	0.00	513400.00	3.22	513400.00	0.00	513400.00	3.22	0.00	3.22	0.00	0.00			0.00
18 BHASKAR FUND MANAGEMENT LTD	AABCB3120E		523500.00	0.00	0.00	523500.00	3.29	523500.00	0.00	523500.00	3.29	0.00	3.29	0.00	0.00			523500.00
19 KIRTI ELECTRO SYSTEMS (P) LTD.	AACCK0083G		527750.00	0.00	0.00	527750.00	3.31	527750.00	0.00	527750.00	3.31	0.00	3.31	0.00	0.00			527750.00
20 GLOBEX FINANCE CORPORATION LTD	AAACG9813A		537500.00	0.00	0.00	537500.00	3.37	537500.00	0.00	537500.00	3.37	0.00	3.37	0.00	0.00			537500.00
21 ETP CORPORATION LTD	AAACE1890K		547850.00	0.00	0.00	547850.00	3.44	547850.00	0.00	547850.00	3.44	0.00	3.44	0.00	0.00			547850.00
22 GANGA BUILDERS LTD.	AAACG9808K		673850.00	0.00	0.00	673850.00	4.23	673850.00	0.00	673850.00	4.23	0.00	4.23	0.00	0.00			673850.00
23 DELTON EXIM PRIVATE LIMITED	AABCD6200F		697350.00	0.00	0.00	697350.00	4.38	697350.00	0.00	697350.00	4.38	0.00	4.38	0.00	0.00			697350.00
24 SURABHI DAIRY PRODUCTS PVT.LTD.	AAECS3793B		700000.00	0.00	0.00	700000.00	4.39	700000.00	0.00	700000.00	4.39	0.00	4.39	0.00	0.00			0.00
25 SHAKTI ISPAT PRODUCTS PVT. LTD.	AAGCS8347D		700000.00	0.00	0.00	700000.00	4.39	700000.00	0.00	700000.00	4.39	0.00	4.39	0.00	0.00			700000.00
26 SUPER FINANCE LIMITED	AAGCS7188C		700100.00	0.00	0.00	700100.00	4.40	700100.00	0.00	700100.00	4.40	0.00	4.40	0.00	0.00			700100.00
27 NISTHA TRADERS LIMITED	AAACN0756H		732500.00	0.00	0.00	732500.00	4.60	732500.00	0.00	732500.00	4.60	0.00	4.60	0.00	0.00			0.00
28 STOCKNET INTERNATIONAL LTD.	AAECS8494F		775950.00	0.00	0.00	775950.00	4.87	775950.00	0.00	775950.00	4.87	0.00	4.87	0.00	0.00			0.00
29 KACHNAR SECURITIES PVT.LTD.	AABCK1198F		777000.00	0.00	0.00	777000.00	4.88	777000.00	0.00	777000.00	4.88	0.00	4.88	0.00	0.00			0.00
30 BAY INLAND FINANCE PVT. LTD.	AABCB9510A		790290.00	0.00	0.00	790290.00	4.96	790290.00	0.00	790290.00	4.96	0.00	4.96	0.00	0.00			790290.00

31	Category & Name of shareholders (I)	PAN (II)	Nos. of shareholders (III)	No. of fully paid-up equity shares held (IV)	No. of partly paid-up equity shares held (V)	Nos. of shares underlying Depository Receipt (VI)	Total nos. shares held (VII) = (IV)+(V)+(VI)	Shareholding % calculated as per SCRR, 1957 As a % of (A+B+C2) (VIII)	Number of Voting Rights held in each class of securities (IX)			No. of Shares Outstanding convertible securities (Including Warrants) (X)	Shareholding as a % assuming full conversion of convertible securities (as a percentage of diluted share capital) (XI) = (VII)+(X) as a % of (A+B+C)	Number of Locked in shares (XII)		Number of Shares pledged or otherwise encumbered (XIII)		Number of equity shares held in dematerialized form (XIV)	
									No. of Voting Rights					Total as a % of Total Voting rights	No. (a)	As a % of total Shares held (b)	No. (a)		As a % of total Shares held (b)
									Class (Eq.)	Class y	Total								
	RAMKRISHNA FINCAP LTD	AACCR2737C		794490.00	0.00	0.00	794490.00	4.99	794490.00	0.00	794490.00	4.99	0.00	4.99	0.00	0.00		794490.00	
	TOTAL :===		31.00	15164580.00	0.00	0.00	15164580.00	95.21	15164580.00	0.00	15164580.00	95.21	0.00	95.21	0.00			8106080.00	
	ii) Holding Less than 1% :																		
			11.00	384350.00	0.00	0.00	384350.00	2.41	384350.00	0.00	384350.00	2.41	0.00	2.41	0.00			0.00	
	TOTAL :===		11.00	384350.00	0.00	0.00	384350.00	2.41	384350.00	0.00	384350.00	2.41	0.00	2.41	0.00			0.00	
(m)	Any Other (specify) :		0.00	0.00	0.00	0.00	0.00	0.00	0.00	0.00	0.00	0.00	0.00	0.00	0.00	0.00		0.00	
	Overseas Corporate Bodies		0.00	0.00	0.00	0.00	0.00	0.00	0.00	0.00	0.00	0.00	0.00	0.00	0.00	0.00		0.00	
	Foreign Bank		0.00	0.00	0.00	0.00	0.00	0.00	0.00	0.00	0.00	0.00	0.00	0.00	0.00	0.00		0.00	
	Trust		0.00	0.00	0.00	0.00	0.00	0.00	0.00	0.00	0.00	0.00	0.00	0.00	0.00	0.00		0.00	
	Others		0.00	0.00	0.00	0.00	0.00	0.00	0.00	0.00	0.00	0.00	0.00	0.00	0.00	0.00		0.00	
	Sub Total (B)(3) :		83.00	15928100.00	0.00	0.00	15928100.00	100.00	15928100.00	0.00	15928100.00	100.00	0.00	100.00	0.00	0.00		8266830.00	
	Total Public shareholding : (B) = (B)(1)+(B)(2)+(B)(3)		83.00	15928100.00	0.00	0.00	15928100.00	100.00	15928100.00	0.00	15928100.00	100.00	0.00	100.00	0.00	0.00		8266830.00	
	TOTAL -->		83.00	15928100.00	0.00	0.00	15928100.00	100.00	15928100.00	0.00	15928100.00	100.00	0.00	100.00	0.00	0.00	0.00	8266830.00	




Table IV - Statement showing shareholding pattern of the Non Promoter - Non Public shareholder

	Category & Name of shareholders (I)	PAN (II)	Nos. of shareholders (III)	No. of fully paid up equity shares held (IV)	No. of partly paid-up equity shares held (V)	Nos. of shares underlying Depository Receipt (VI)	Total nos. shares held (VII) = (IV)+(V)+(VI)	Shareholding % calculated as per SCRR, 1957 As a % of (A+B+C2) (VIII)	Number of Voting Rights held in each class of securities (IX)			No. of Shares Underlying Outstanding convertible securities (Including Warrants) (X)	Shareholding as a % assuming full conversion of convertible securities (as a percentage of diluted share capital) (XI)= (VII)+(X) as a % of (A+B+C)	Number of Locked in shares (XII)		Number of Shares pledged or otherwise encumbered (XIII)		Number of equity shares held in dematerialized form (XIV)	
									No. of Voting Rights					Total as a % of Total Voting rights	No. (a)	As a % of total Shares held (b)	No. (a)		As a % of total Shares held (b)
									Class (Eq.)	Class y	Total								
(1)	<b>Custodian DR Holder</b>																		
(a)	Name of DR holder (if any)																		
(i)																			
(2)	<b>Employee Benefit Trust / Employee Welfare Trust (under SEBI (share based Employee Benefits and Sweat Equity) Regulations, 2014</b>																		
(a)	Name:																		
	<b>Total Non-Promoter - Non-Public Shareholding (C)=(C)(1)+(C)(2)</b>																		

