

Format of holding of specified securities

Annexure - I

1. Name of the Listed Entity : ONLINE INFORMATION TECHNOLOGIES LTD.
2. Scrip Code : **OITL** /Name of Scrip : **ONLINE INFORMATION TECHNOLOGIES LIMITED** /Class of Security : Equity Shares
3. Share Holding Pattern Field under: Reg.31(1)(b)/Reg.31(1)(c)
 - a. If under 31(1)(b) then indicate the report for Quarter ending 30.06.2020
4. Declaration: The Listed entity is required to submit the following declaration to the extent of submission of information:-

Particulars	Yes*	No*
1. Whether the Listed Entity has issued any partly paid up shares ?		
2. Whether the Listed Entity has issued any Convertible Securities or Warrants ?		
3. Whether the Listed Entity has any shares against which depository receipts are issued ?		
4. Whether the Listed Entity has any shares in locked-in ?		
5. Whether any shares held by promoters are pledge or otherwise encumbered ?		

5. The tabular format for disclosure of holding of specified securities is as follows :-




Table I - Summary Statement holding of specified securities

Category (I)	Category of shareholder (II)	Nos. of shares held (III)	No. of fully paid up equity shares held (IV)	No. of partly paid-up equity shares held (V)	No. of underlying Depository Receipts (VI)	Total nos. shares held (VII) = (IV)+(V)+(VI)	Shareholding as a % of total no. of shares (calculated as per SCRR, 1957) (VIII) As a % of (A+B+C2)	Number of Voting Rights held in each class of securities (X)			No. of Shares Underlying convertible securities (including Warrants) (X)	Shareholding as a % assuming full conversion of convertible securities (as a percentage of diluted share capital) (XI) = (VII)+(X) as a % of (A+B+C)	Number of Locked in shares (XII)		Number of Shares pledged or otherwise encumbered (XIII)		Number of equity shares held in dematerialized form (XIV)
								No. of Voting Rights					As a % of total Shares held (b)	No. of Shares pledged or otherwise encumbered (a)	As a % of total Shares held (b)		
								Class eq. Eq.	Class eq. y	Total							
(A)	Promoter & Promoters Group																
(B)	Public	92.00	15928100.00			15928100.00	100.00	15928100.00	100.00								141150.00
(C)	Non Promoter-Non Public																
(C1)	Shares underlying DRs																
(C2)	Shares held by Employee Trust																
	Total : =	92.00	15928100.00	0.00		15928100.00	100.00	15928100.00	100.00	0.00	0.00	0.00	0.00	0.00			141150.00
	Actual Holder-->	94.00															




Table II - Statement showing shareholding pattern of the Promoter and Promoter Group

Category & Name of shareholders (i)	PAN (ii)	Nos. of shareholders (iii)	No. of fully paid-up equity shares held (iv)	No. of partly paid-up equity shares held (v)	Nos. of shares underlying Depository Receipt (vi)	Total nos. shares held (vii) = (iv)+(v)+(vi)	Shareholding % calculated as per SCRR, 1957 As a % of (A+B+C2) (viii)	Number of Voting Rights held in each class of securities (ix)			No. of Shares Underlying Outstanding convertible securities (including Warrants) (x)	Shareholding as a % assuming full conversion of convertible securities (as a percentage of diluted share capital) (xi) = (x)/(A+B+C)	Number of Locked in Shares (xii)		Number of Shares pledged or otherwise encumbered (xiii)		Number of equity shares held in dematerialized form (xiv)
								No. of Voting Rights					No. (a)	As a % of total Shares held (b)	No. (a)	As a % of total Shares held (b)	
								Class (Eq.)	Class (P)	Total							
(1) INDIAN :																	
(a) Individuals / HUF		0.00	0.00	0.00	0.00	0.00	0.00	0.00	0.00	0.00	0.00	0.00	0.00	0.00	0.00	0.00	0.00
(b) Central Govt./State Govt. (s)		0.00	0.00	0.00	0.00	0.00	0.00	0.00	0.00	0.00	0.00	0.00	0.00	0.00	0.00	0.00	0.00
(c) Financial Institutions / Banks		0.00	0.00	0.00	0.00	0.00	0.00	0.00	0.00	0.00	0.00	0.00	0.00	0.00	0.00	0.00	0.00
(d) Any Other (specify)		0.00	0.00	0.00	0.00	0.00	0.00	0.00	0.00	0.00	0.00	0.00	0.00	0.00	0.00	0.00	0.00
Bodies Corporate		0.00	0.00	0.00	0.00	0.00	0.00	0.00	0.00	0.00	0.00	0.00	0.00	0.00	0.00	0.00	0.00
Mutual Fund		0.00	0.00	0.00	0.00	0.00	0.00	0.00	0.00	0.00	0.00	0.00	0.00	0.00	0.00	0.00	0.00
Trust		0.00	0.00	0.00	0.00	0.00	0.00	0.00	0.00	0.00	0.00	0.00	0.00	0.00	0.00	0.00	0.00
Others		0.00	0.00	0.00	0.00	0.00	0.00	0.00	0.00	0.00	0.00	0.00	0.00	0.00	0.00	0.00	0.00
Sub Total (A)(1) :		0.00	0.00	0.00	0.00	0.00	0.00	0.00	0.00	0.00	0.00	0.00	0.00	0.00	0.00	0.00	0.00
(2) FOREIGN :																	
(a) NRI / Foreign Individuals		0.00	0.00	0.00	0.00	0.00	0.00	0.00	0.00	0.00	0.00	0.00	0.00	0.00	0.00	0.00	0.00
(b) Foreign Govt./Promoter		0.00	0.00	0.00	0.00	0.00	0.00	0.00	0.00	0.00	0.00	0.00	0.00	0.00	0.00	0.00	0.00
(c) Foreign Inst Invest (FII)		0.00	0.00	0.00	0.00	0.00	0.00	0.00	0.00	0.00	0.00	0.00	0.00	0.00	0.00	0.00	0.00
(d) Foreign Portfolio Investor		0.00	0.00	0.00	0.00	0.00	0.00	0.00	0.00	0.00	0.00	0.00	0.00	0.00	0.00	0.00	0.00
(e) Any Other (specify)																	
Foreign Company		0.00	0.00	0.00	0.00	0.00	0.00	0.00	0.00	0.00	0.00	0.00	0.00	0.00	0.00	0.00	0.00
Overseas Corporate Bodies		0.00	0.00	0.00	0.00	0.00	0.00	0.00	0.00	0.00	0.00	0.00	0.00	0.00	0.00	0.00	0.00
Foreign Bank		0.00	0.00	0.00	0.00	0.00	0.00	0.00	0.00	0.00	0.00	0.00	0.00	0.00	0.00	0.00	0.00
Sub Total (A)(2) :		0.00	0.00	0.00	0.00	0.00	0.00	0.00	0.00	0.00	0.00	0.00	0.00	0.00	0.00	0.00	0.00
Total Shareholding of Promoter and Promoter G																	





Table III - Statement showing shareholding pattern of the Public shareholder

Category & Names of shareholders (i)	PAN (ii)	Nos. of shareholders (iii)	No. of fully paid-up equity shares held (iv)	No. of partly paid-up equity shares held (v)	Nos. of shares underlying Depository Receipt (vi)	Total nos. shares held (vii) = (iv)+(v)+(vi)	Shareholding % calculated as per SCRR, 1957 As a % of (A+B+C2) (viii)	Number of Voting Rights held in each class of securities (ix)			No. of Outstanding convertible securities (including Warrants) (x)	Shareholding as a % assuming full conversion of convertible securities (as a percentage of diluted share capital) (xi) = (x)/(A+B+C)	Number of Locked in shares (xii)		Number of Shares pledged or otherwise encumbered		Number of equity shares held in dematerialized form (xiv)
								Class (Eq)	Class (Debt)	Total			No. (a)	As a % of total Shares held (b)	No. (a)	As a % of total Shares held (b)	
(1) Institutions :																	
(a) Mutual Funds / UTI		0.00	0.00	0.00	0.00	0.00	0.00	0.00	0.00	0.00	0.00	0.00	0.00	0.00	0.00	0.00	0.00
(b) Venture Capital Funds		0.00	0.00	0.00	0.00	0.00	0.00	0.00	0.00	0.00	0.00	0.00	0.00	0.00	0.00	0.00	0.00
(c) Alternate Investment Fund		0.00	0.00	0.00	0.00	0.00	0.00	0.00	0.00	0.00	0.00	0.00	0.00	0.00	0.00	0.00	0.00
(d) Foreign Venture Capital Investor		0.00	0.00	0.00	0.00	0.00	0.00	0.00	0.00	0.00	0.00	0.00	0.00	0.00	0.00	0.00	0.00
(e) Foreign Portfolio Investor		0.00	0.00	0.00	0.00	0.00	0.00	0.00	0.00	0.00	0.00	0.00	0.00	0.00	0.00	0.00	0.00
(f) Financial Institutions/Banks		0.00	0.00	0.00	0.00	0.00	0.00	0.00	0.00	0.00	0.00	0.00	0.00	0.00	0.00	0.00	0.00
(g) Insurance Companies		0.00	0.00	0.00	0.00	0.00	0.00	0.00	0.00	0.00	0.00	0.00	0.00	0.00	0.00	0.00	0.00
(h) Provident Funds/Pension Funds		0.00	0.00	0.00	0.00	0.00	0.00	0.00	0.00	0.00	0.00	0.00	0.00	0.00	0.00	0.00	0.00
(i) Any Other (specify)		0.00	0.00	0.00	0.00	0.00	0.00	0.00	0.00	0.00	0.00	0.00	0.00	0.00	0.00	0.00	0.00
Foreign Inst.Invst.(FII)s		0.00	0.00	0.00	0.00	0.00	0.00	0.00	0.00	0.00	0.00	0.00	0.00	0.00	0.00	0.00	0.00
Sub Total (B)(1) :																	
(2) Central Govt./State Govt./President of India																	
President of India																	
Sub Total (B)(2) :																	
(3) Non-institutions :																	
(a) Individuals -																	
i) Indv.shareholders holding nominal share capital upto Rs. 2 Lakh.		42.00	379170.00	0.00	0.00	379170.00	2.38	379170.00	0.00	379170.00	0.00	2.38	0.00	0.00	0.00	0.00	141150.00
TOTAL :===		42.00	379170.00	0.00	0.00	379170.00	2.38	379170.00	0.00	379170.00	0.00	2.38	0.00	0.00	0.00	0.00	141150.00
ii) Indv.shareholders holding nominal share capital in excess of Rs. 2 Lakh.																	
(b) NBFCs registered with RBI																	
(c) Employee Trusts																	
(d) Overseas Depositories (holding DFIs) (balancing figure)																	
(e) Any Other (specify) :																	
Bodies Corporate																	
i) Holding 1% and above :																	
1 AKAI INDIA LIMITED			168000.00	0.00	0.00	168000.00	1.05	168000.00	0.00	168000.00	0.00	1.05	0.00	0.00	0.00	0.00	0.00
2 ESQUIRE ENERGY LIMITED			175000.00	0.00	0.00	175000.00	1.10	175000.00	0.00	175000.00	0.00	1.10	0.00	0.00	0.00	0.00	0.00
3 VALANTINE FINEXIM PVT.LTD.			198000.00	0.00	0.00	198000.00	1.24	198000.00	0.00	198000.00	0.00	1.24	0.00	0.00	0.00	0.00	0.00
4 LAFFAN SOFTWARE LTD.			200000.00	0.00	0.00	200000.00	1.26	200000.00	0.00	200000.00	0.00	1.26	0.00	0.00	0.00	0.00	0.00
5 CHETNA PROJECTS PVT.LTD.			205000.00	0.00	0.00	205000.00	1.29	205000.00	0.00	205000.00	0.00	1.29	0.00	0.00	0.00	0.00	0.00
6 ACON FINEXIM PVT.LTD.			222900.00	0.00	0.00	222900.00	1.40	222900.00	0.00	222900.00	0.00	1.40	0.00	0.00	0.00	0.00	0.00
7 SHIVLAXMI EXPORTS LIMITED			237900.00	0.00	0.00	237900.00	1.49	237900.00	0.00	237900.00	0.00	1.49	0.00	0.00	0.00	0.00	0.00
8 ANKUR MARKETING LTD			245200.00	0.00	0.00	245200.00	1.54	245200.00	0.00	245200.00	0.00	1.54	0.00	0.00	0.00	0.00	0.00
9 GATEWAY COMPUTERS PVT. LTD.			273172.00	0.00	0.00	273172.00	1.72	273172.00	0.00	273172.00	0.00	1.72	0.00	0.00	0.00	0.00	0.00
10 VISUDH OIL PVT.LTD.			294490.00	0.00	0.00	294490.00	1.85	294490.00	0.00	294490.00	0.00	1.85	0.00	0.00	0.00	0.00	0.00
11 BAY INLAND FINANCE PVT. LTD.			307678.00	0.00	0.00	307678.00	1.93	307678.00	0.00	307678.00	0.00	1.93	0.00	0.00	0.00	0.00	0.00
12 NEW OUTLOOK SECURITIES LTD.			415350.00	0.00	0.00	415350.00	2.61	415350.00	0.00	415350.00	0.00	2.61	0.00	0.00	0.00	0.00	0.00
13 MACMILLAN TEA EXPORTS LTD.			439700.00	0.00	0.00	439700.00	2.76	439700.00	0.00	439700.00	0.00	2.76	0.00	0.00	0.00	0.00	0.00
14 BANAJAR RESOURCES PVT.LTD.			490290.00	0.00	0.00	490290.00	3.08	490290.00	0.00	490290.00	0.00	3.08	0.00	0.00	0.00	0.00	0.00
15 BAY INLAND FINANCE PVT.LTD.			500000.00	0.00	0.00	500000.00	3.14	500000.00	0.00	500000.00	0.00	3.14	0.00	0.00	0.00	0.00	0.00
16 OMDAYAL HOLDINGS LIMITED			500000.00	0.00	0.00	500000.00	3.14	500000.00	0.00	500000.00	0.00	3.14	0.00	0.00	0.00	0.00	0.00
17 N.E.ELECTRONICS LTD			500000.00	0.00	0.00	500000.00	3.14	500000.00	0.00	500000.00	0.00	3.14	0.00	0.00	0.00	0.00	0.00
18 BHASKAR FUND MANAGEMENT LTD.			500000.00	0.00	0.00	500000.00	3.14	500000.00	0.00	500000.00	0.00	3.14	0.00	0.00	0.00	0.00	0.00
19 LOGIC-INFOTECH LIMITED			500000.00	0.00	0.00	500000.00	3.14	500000.00	0.00	500000.00	0.00	3.14	0.00	0.00	0.00	0.00	0.00



Category & Name of shareholders (i)	PAN (ii)	Nos. of shareholders (iii)	No. of fully paid up equity shares held (iv)	No. of partly paid-up equity shares held (v)	Nos. of shares underlying Depository Receipt (vi)	Total nos. shares held (VII) = (IV)+(V)+(VI)	Shareholding g % as per SCRR, 1957 As a % of (A+B+C2) (VIII)	Number of Voting Rights held in each class of securities (IX)			No. of Underlying convertible securities (including Warrants) (X)	Shareholding as a % assuming full conversion of convertible securities (as a percentage of diluted share capital) (XI) = (VII)+(X) as a % of (A+B+C)	Number of Locked in shares (XII)		Number of Shares pledged or otherwise encumbered		Number of equity shares held in dematerialized form (XIV)
								Class (Eq.)	Class y	Total			No. (a)	As a % of total Shares held (b)	No. (a)	As a % of total Shares held (b)	
20 GLOBEX FINANCE CORPORATION LTD			500000.00	0.00	0.00	500000.00	3.14	0.00	500000.00	0.00	3.14	0.00	0.00	0.00	0.00	0.00	0.00
21 RAWKRISHNA FINCAP LIMITED			500000.00	0.00	0.00	500000.00	3.14	0.00	500000.00	0.00	3.14	0.00	0.00	0.00	0.00	0.00	0.00
22 JAGDISHWAR PHARMA.WORKS LTD.			500000.00	0.00	0.00	500000.00	3.14	0.00	500000.00	0.00	3.14	0.00	0.00	0.00	0.00	0.00	0.00
23 IMPALA INDUSTRIAL ENTP. LTD			500000.00	0.00	0.00	500000.00	3.14	0.00	500000.00	0.00	3.14	0.00	0.00	0.00	0.00	0.00	0.00
24 GATEWAY COMPUTERS PVT.LTD.			513400.00	0.00	0.00	513400.00	3.22	0.00	513400.00	0.00	3.22	0.00	0.00	0.00	0.00	0.00	0.00
25 KIRTI ELECTRO SYSTEM PVT.LTD.			527750.00	0.00	0.00	527750.00	3.31	0.00	527750.00	0.00	3.31	0.00	0.00	0.00	0.00	0.00	0.00
26 DELTON EXIM PVT.LTD.			567850.00	0.00	0.00	567850.00	3.57	0.00	567850.00	0.00	3.57	0.00	0.00	0.00	0.00	0.00	0.00
27 GANGA BUILDERS LIMITED	AAACG9808K		673850.00	0.00	0.00	673850.00	4.23	0.00	673850.00	0.00	4.23	0.00	0.00	0.00	0.00	0.00	0.00
28 SURABHI DAIRY PRODUCTS PVT.LTD.	AAECS3793B		700000.00	0.00	0.00	700000.00	4.39	0.00	700000.00	0.00	4.39	0.00	0.00	0.00	0.00	0.00	0.00
29 SUPER FINANCE LTD.	AAGCS7188C		700000.00	0.00	0.00	700000.00	4.39	0.00	700000.00	0.00	4.39	0.00	0.00	0.00	0.00	0.00	0.00
30 SHAKTI ISPAT PRODUCTS PVT. LTD.	AAGCS8347D		700000.00	0.00	0.00	700000.00	4.39	0.00	700000.00	0.00	4.39	0.00	0.00	0.00	0.00	0.00	0.00
31 NISTHA TRADERS LIMITED	AAACN0756H		732500.00	0.00	0.00	732500.00	4.60	0.00	732500.00	0.00	4.60	0.00	0.00	0.00	0.00	0.00	0.00
32 STOCKNET INTERNATIONAL LTD.	AAECS8494F		775950.00	0.00	0.00	775950.00	4.87	0.00	775950.00	0.00	4.87	0.00	0.00	0.00	0.00	0.00	0.00
33 KACHNAR SECURITIES PVT.LTD.	AABCK1198F		777000.00	0.00	0.00	777000.00	4.88	0.00	777000.00	0.00	4.88	0.00	0.00	0.00	0.00	0.00	0.00
TOTAL :===		33.00	14840980.00	0.00	0.00	14840980.00	93.17	0.00	14840980.00	0.00	93.17	0.00	0.00	0.00	0.00	0.00	0.00
ii) Holding Less than 1% :		17.00	707950.00	0.00	0.00	707950.00	4.44	0.00	707950.00	0.00	4.44	0.00	0.00	0.00	0.00	0.00	0.00
TOTAL :===		17.00	707950.00	0.00	0.00	707950.00	4.44	0.00	707950.00	0.00	4.44	0.00	0.00	0.00	0.00	0.00	0.00
Non Resident Indian		0.00	0.00	0.00	0.00	0.00	0.00	0.00	0.00	0.00	0.00	0.00	0.00	0.00	0.00	0.00	0.00
Foreign National		0.00	0.00	0.00	0.00	0.00	0.00	0.00	0.00	0.00	0.00	0.00	0.00	0.00	0.00	0.00	0.00
Overseas Corporate Bodies		0.00	0.00	0.00	0.00	0.00	0.00	0.00	0.00	0.00	0.00	0.00	0.00	0.00	0.00	0.00	0.00
Foreign Bank		0.00	0.00	0.00	0.00	0.00	0.00	0.00	0.00	0.00	0.00	0.00	0.00	0.00	0.00	0.00	0.00
Trust		0.00	0.00	0.00	0.00	0.00	0.00	0.00	0.00	0.00	0.00	0.00	0.00	0.00	0.00	0.00	0.00
Foreign Company		0.00	0.00	0.00	0.00	0.00	0.00	0.00	0.00	0.00	0.00	0.00	0.00	0.00	0.00	0.00	0.00
Others		0.00	0.00	0.00	0.00	0.00	0.00	0.00	0.00	0.00	0.00	0.00	0.00	0.00	0.00	0.00	0.00
Sub Total (B)(3) :		92.00	15928100.00	0.00	0.00	15928100.00	100.00	0.00	15928100.00	0.00	100.00	0.00	0.00	0.00	0.00	0.00	141150.00
Total Public shareholding : (B) = (B)(1)+(B)(2)+(B)(3)		92.00	15928100.00	0.00	0.00	15928100.00	100.00	0.00	15928100.00	0.00	100.00	0.00	0.00	0.00	0.00	0.00	141150.00
IEPF Authority		0.00	0.00	0.00	0.00	0.00	0.00	0.00	0.00	0.00	0.00	0.00	0.00	0.00	0.00	0.00	0.00
TOTAL -->		92.00	15928100.00	0.00	0.00	15928100.00	100.00	0.00	15928100.00	0.00	100.00	0.00	0.00	0.00	0.00	0.00	141150.00




Table IV - Statement showing shareholding pattern of the Non Promoter - Non Public shareholder

Category & Name of shareholders (I)	PAN (II)	Nos. of shareholders (III)	No. of fully paid up equity shares held (IV)	No. of partly paid-up equity shares held (V)	Nos. of shares underlying Depository Receipt (VI)	Total nos. shares held (VII) = (IV)+(V)+(VI)	Shareholding % calculated as per SCRR, 1957 As a % of (A+B+C2) (VIII)	Number of Voting Rights held in each class of securities (IX)			No. of Shares Underlying Outstanding convertible securities (including Warrants) (X)	Shareholding as a % assuming full conversion of convertible securities (as a percentage of diluted share capital) (XI) = (VII)+(X) as a % of (A+B+C)	Number of Locked in shares (XII)		Number of Shares pledged or otherwise encumbered (XIII)		Number of equity shares held in dematerialized form (XIV)	
								No. of Voting Rights					As a % of total Shares held (b)	No. (a)	As a % of total Shares held (b)	No. (a)		As a % of total Shares held (b)
								Class (Eq)	Class Y	Total								
(1) Custodian DR Holder																		
(2) Employee Benefit Trust (under SEBI (share based Employee Benefit) Regulations, 2014)																		
Total Non-Promoter - Non-Public Shareholding (C)=(1)+(2)																		

