

**Format of holding of specified securities**

**Annexure - I**

1. Name of the Listed Entity : ONLINE INFORMATION TECHNOLOGIES LTD.
2. Scrip Code : **OITL** /Name of Scrip : **ONLINE INFORMATION TECHNOLOGIES LIMITED** /Class of Security : Equity Shares
3. Share Holding Pattern Field under: Reg.31(1)(b)/Reg.31(1)(c)
  - a. If under 31(1)(b) then indicate the report for Quarter ending 31.12.2021
4. Declaration: The Listed entity is required to submit the following declaration to the extent of submission of information:-

	Particulars	Yes*	No*
1.	Whether the Listed Entity has issued any partly paid up shares ?		No*
2.	Whether the Listed Entity has issued any Convertible Securities or Warrants ?		No*
3.	Whether the Listed Entity has any shares against which depository receipts are issued ?		No*
4.	Whether the Listed Entity has any shares in locked-in ?		No*
5.	Whether any shares held by promoters are pledge or otherwise encumbered ?		No*

5. The tabular format for disclosure of holding of specified securities is as follows :-






Table I - Summary Statement holding of specified securities

Category (I)	Category of shareholder (II)	Nos. of shareholders (III)	No. of fully paid up equity shares held (IV)	No. of partly paid-up equity shares held (V)	No. of shares underlying Depository Receipt (VI)	Total nos. shares held (VII) = (IV)+(V)+(VI)	Shareholding as a % of total no. of shares (calculated as per SCRR, 1957) (VIII) As a % of (A+B+C2)	Number of Voting Rights held in each class of securities (IX)			No. of Shares Underlying convertible securities (Including Warrants) (X)	Shareholding as a % assuming full conversion of convertible securities (as a percentage of diluted share capital) (XI)=(VII)+(X) as a % of (A+B+C)	Number of Locked in shares (XII)		Number of Shares pledged or otherwise encumbered (XIII)		Number of equity shares held in dematerialized form (XIV)	
								No. of Voting Rights					Total as a % of (A+B+C)	No. (a)	As a % of total Shares held (b)	No. (a)		As a % of total Shares held (b)
								Class eg: Eq.	Class eg: y	Total								
(A)	Promoter & Promoters Group										0.00							
(B)	Public	92.00	15928100.00			15928100.00	100.00	15928100.00		15928100.00	100.00						141150.00	
(C)	Non Promoter-Non Public																	
(C1)	Shares underlying DRs																	
(C2)	Shares held by Employee Trust																	
	Total : =	92.00	15928100.00	0.00		15928100.00	100.00	15928100.00		15928100.00	100.00	0.00	100.00	0.00	0.00	0.00	0.00	141150.00
	Actual Holder->	94.00																




**Table II - Statement showing shareholding pattern of the Promoter and Promoter Group**

	Category & Name of shareholders (I)	Entity ID. (i.e. Promoter OR Promoter Group Entity)	PAN (II)	Nos. of shareholders (III)	No. of fully paid-up equity shares held (IV)	No. of partly paid-up equity shares held (V)	Nos. of shares underlying Depository Receipt (VI)	Total nos. shares held (VII) = (IV)+(V)+(VI)	Shareholding % calculated as per SCRR, 1957 As a % of (A+B+C2) (VIII)	Number of Voting Rights held in each class of securities (IX)			No. of Shares Outstanding convertible securities (Including Warrants) (X)	Shareholding as a % assuming full conversion of convertible securities (as a percentage of diluted share capital) (XI) = (VII)+(X) as a % of (A+B+C)	Number of Locked in shares (XII)		Number of Shares pledged or otherwise encumbered (XIII)		Number of equity shares held in dematerialized form (XIV)	
										No. of Voting Rights					Total as a % of Total Voting rights	No. (a)	As a % of total Shares held (b)	No. (a)		As a % of total Shares held (b)
										Class (Eq.)	Class y	Total								
(1)	INDIAN :																			
(a)	Individuals / HUF			0.00	0.00	0.00	0.00	0.00	0.00	0.00	0.00	0.00	0.00	0.00	0.00	0.00	0.00	0.00	0.00	0.00
(b)	Central Govt./State Govt.(s)			0.00	0.00	0.00	0.00	0.00	0.00	0.00	0.00	0.00	0.00	0.00	0.00	0.00	0.00	0.00	0.00	0.00
(c)	Financial Institutions / Banks			0.00	0.00	0.00	0.00	0.00	0.00	0.00	0.00	0.00	0.00	0.00	0.00	0.00	0.00	0.00	0.00	0.00
(d)	Any Other (specify)																			
	Bodies Corporate			0.00	0.00	0.00	0.00	0.00	0.00	0.00	0.00	0.00	0.00	0.00	0.00	0.00	0.00	0.00	0.00	0.00
	Mutual Fund			0.00	0.00	0.00	0.00	0.00	0.00	0.00	0.00	0.00	0.00	0.00	0.00	0.00	0.00	0.00	0.00	0.00
	Trust			0.00	0.00	0.00	0.00	0.00	0.00	0.00	0.00	0.00	0.00	0.00	0.00	0.00	0.00	0.00	0.00	0.00
	Others			0.00	0.00	0.00	0.00	0.00	0.00	0.00	0.00	0.00	0.00	0.00	0.00	0.00	0.00	0.00	0.00	0.00
	Sub Total (A)(1) :			0.00	0.00	0.00	0.00	0.00	0.00	0.00	0.00	0.00	0.00	0.00	0.00	0.00	0.00	0.00	0.00	0.00
(2)	FOREIGN :																			
(a)	NRI / Foreign Individuals			0.00	0.00	0.00	0.00	0.00	0.00	0.00	0.00	0.00	0.00	0.00	0.00	0.00	0.00	0.00	0.00	0.00
(b)	Foreign Govt.-Promoter			0.00	0.00	0.00	0.00	0.00	0.00	0.00	0.00	0.00	0.00	0.00	0.00	0.00	0.00	0.00	0.00	0.00
(c)	Foreign Inst.Invst.(FII)s			0.00	0.00	0.00	0.00	0.00	0.00	0.00	0.00	0.00	0.00	0.00	0.00	0.00	0.00	0.00	0.00	0.00
(d)	Foreign Portfolio Investor			0.00	0.00	0.00	0.00	0.00	0.00	0.00	0.00	0.00	0.00	0.00	0.00	0.00	0.00	0.00	0.00	0.00
(e)	Any Other (specify)																			
	Foreign Company			0.00	0.00	0.00	0.00	0.00	0.00	0.00	0.00	0.00	0.00	0.00	0.00	0.00	0.00	0.00	0.00	0.00
	Overseas Corporate Bodies			0.00	0.00	0.00	0.00	0.00	0.00	0.00	0.00	0.00	0.00	0.00	0.00	0.00	0.00	0.00	0.00	0.00
	Foreign Bank			0.00	0.00	0.00	0.00	0.00	0.00	0.00	0.00	0.00	0.00	0.00	0.00	0.00	0.00	0.00	0.00	0.00
	Sub Total (A)(2) :			0.00	0.00	0.00	0.00	0.00	0.00	0.00	0.00	0.00	0.00	0.00	0.00	0.00	0.00	0.00	0.00	0.00
	Total Shareholding of Promoter and Promoter Group.(A) = (A)(1) + (A)(2) :			0.00	0.00	0.00	0.00	0.00	0.00	0.00	0.00	0.00	0.00	0.00	0.00	0.00	0.00	0.00	0.00	0.00



**Table III - Statement showing shareholding pattern of the Public shareholder**

	Category & Name of shareholders (I)	PAN (II)	Nos. of shareholder s (III)	No. of fully paid-up equity shares held (IV)	No. of partly paid-up equity shares held (V)	Nos. of shares underlying Depository Receipt (VI)	Total nos. shares held (VII) = (IV)+(V)+(VI)	Sharehold ing % calculated as per SCRR, 1957 As a % of (A+B+C2) (VIII)	Number of Voting Rights held in each class of securities (IX)			No. of Shares Underlying Outstanding convertible securities (Including Warrants) (X)	Shareholding as a % assuming full conversion of convertible securities (as a percentage of diluted share capital) (XI) = (VII)+(X) as a % of (A+B+C)	Number of Locked In shares (XII)		Number of Shares pledged or otherwise encumbered (XIII)		Number of equity shares held in dematerializ ed form (XIV)	
									No. of Voting Rights					Total as a % of Total Voting rights	No. (a)	As a % of total Shares held (b)	No. (a)		As a % of total Shares held (b)
									Class (Eq.)	Class y	Total								
(1)	Institutions :																		
(a)	Mutual Funds / UTI		0.00	0.00	0.00	0.00	0.00	0.00	0.00	0.00	0.00	0.00	0.00	0.00	0.00	0.00			0.00
(b)	Venture Capital Funds		0.00	0.00	0.00	0.00	0.00	0.00	0.00	0.00	0.00	0.00	0.00	0.00	0.00	0.00			0.00
(c)	Alternate Investment Fund		0.00	0.00	0.00	0.00	0.00	0.00	0.00	0.00	0.00	0.00	0.00	0.00	0.00	0.00			0.00
(d)	Foreign Venture Capital Investor		0.00	0.00	0.00	0.00	0.00	0.00	0.00	0.00	0.00	0.00	0.00	0.00	0.00	0.00			0.00
(e)	Foreign Portfolio Investor		0.00	0.00	0.00	0.00	0.00	0.00	0.00	0.00	0.00	0.00	0.00	0.00	0.00	0.00			0.00
(f)	Financial Institutions/Banks		0.00	0.00	0.00	0.00	0.00	0.00	0.00	0.00	0.00	0.00	0.00	0.00	0.00	0.00			0.00
(g)	Insurance Companies		0.00	0.00	0.00	0.00	0.00	0.00	0.00	0.00	0.00	0.00	0.00	0.00	0.00	0.00			0.00
(h)	Provident Funds/Pension Funds		0.00	0.00	0.00	0.00	0.00	0.00	0.00	0.00	0.00	0.00	0.00	0.00	0.00	0.00			0.00
(i)	Any Other (specify)																		
	Foreign Inst. Invst. (FII)		0.00	0.00	0.00	0.00	0.00	0.00	0.00	0.00	0.00	0.00	0.00	0.00	0.00	0.00			0.00
	Sub Total (B)(1) :		0.00	0.00	0.00	0.00	0.00	0.00	0.00	0.00	0.00	0.00	0.00	0.00	0.00	0.00			0.00
(2)	Central Govt./State Govt./ President of India :																		
	Sub Total (B)(2) :		0.00	0.00	0.00	0.00	0.00	0.00	0.00	0.00	0.00	0.00	0.00	0.00	0.00	0.00			0.00
(3)	Non-institutions :																		
(a)	Individuals -																		
	i) Indv. shareholders holding nominal share capital upto Rs. 2 Lakh.		42.00	379170.00	0.00	0.00	379170.00	2.38	379170.00	0.00	379170.00	2.38	0.00	2.38	0.00				141150.00
	TOTAL :===		42.00	379170.00	0.00	0.00	379170.00	2.38	379170.00	0.00	379170.00	2.38	0.00	2.38	0.00				141150.00
	ii) Indv. shareholders holding nominal share capital in excess of Rs. 2 Lakh.		0.00	0.00	0.00	0.00	0.00	0.00	0.00	0.00	0.00	0.00	0.00	0.00	0.00				0.00
(b)	NBFCs registered with RBI		0.00	0.00	0.00	0.00	0.00	0.00	0.00	0.00	0.00	0.00	0.00	0.00	0.00				0.00
(c)	Employee Trusts		0.00	0.00	0.00	0.00	0.00	0.00	0.00	0.00	0.00	0.00	0.00	0.00	0.00				0.00
(d)	Overseas Depositories (holding DRs) (balancing figure)		0.00	0.00	0.00	0.00	0.00	0.00	0.00	0.00	0.00	0.00	0.00	0.00	0.00				0.00
(e)	Any Other (specify) :																		
	Bodies Corporate																		
	i) Holding 1% and above :																		
1	NEW OUTLOOK SECURITIES LIMITED			168000.00	0.00	0.00	168000.00	1.05	168000.00	0.00	168000.00	1.05	0.00	1.05	0.00				0.00
2	ARTILLEGENCE BIO-INNOVATIONS LIMITED			175000.00	0.00	0.00	175000.00	1.10	175000.00	0.00	175000.00	1.10	0.00	1.10	0.00				0.00
3	VALANTINE FINEXIM PVT.LTD.	AABCV6019Q		198000.00	0.00	0.00	198000.00	1.24	198000.00	0.00	198000.00	1.24	0.00	1.24	0.00				0.00
4	LAFFAN SOFTWARE LTD.			200000.00	0.00	0.00	200000.00	1.26	200000.00	0.00	200000.00	1.26	0.00	1.26	0.00				0.00
5	CHETNA PROJECTS PVT.LTD.	AABCB0661M		205000.00	0.00	0.00	205000.00	1.29	205000.00	0.00	205000.00	1.29	0.00	1.29	0.00				0.00
6	ACON FINEXIM PVT.LTD.	AADCA9091R		222900.00	0.00	0.00	222900.00	1.40	222900.00	0.00	222900.00	1.40	0.00	1.40	0.00				0.00
7	SHIVLAXMI EXPORTS LIMITED	AADCS6058E		237900.00	0.00	0.00	237900.00	1.49	237900.00	0.00	237900.00	1.49	0.00	1.49	0.00				0.00
8	ANKUR MARKETING LTD			245200.00	0.00	0.00	245200.00	1.54	245200.00	0.00	245200.00	1.54	0.00	1.54	0.00				0.00
9	GATEWAY COMPUTERS PVT. LTD.	AABCG7845F		273172.00	0.00	0.00	273172.00	1.72	273172.00	0.00	273172.00	1.72	0.00	1.72	0.00				0.00
10	RAMKRISHNA FINCAP LIMITED			294490.00	0.00	0.00	294490.00	1.85	294490.00	0.00	294490.00	1.85	0.00	1.85	0.00				0.00
11	BAY INLAND FINANCE PVT. LTD.	AABCB9510A		300000.00	0.00	0.00	300000.00	1.88	300000.00	0.00	300000.00	1.88	0.00	1.88	0.00				0.00
12	NEW OUTLOOK SECURITIES LTD.	AABCN6529M		307678.00	0.00	0.00	307678.00	1.93	307678.00	0.00	307678.00	1.93	0.00	1.93	0.00				0.00
13	ETP CORPORATION LTD.			415350.00	0.00	0.00	415350.00	2.61	415350.00	0.00	415350.00	2.61	0.00	2.61	0.00				0.00
14	BANJAUR RESOURCES PVT.LTD.	AABCB0895J		439700.00	0.00	0.00	439700.00	2.76	439700.00	0.00	439700.00	2.76	0.00	2.76	0.00				0.00



	Category & Name of shareholders (I)	PAN (II)	Nos. of shareholders (III)	No. of fully paid-up equity shares held (IV)	No. of partly paid-up equity shares held (V)	Nos. of shares underlying Depository Receipt (VI)	Total nos. shares held (VII) = (IV)+(V)+(VI)	Shareholding % calculated as per SCRR, 1957 As a % of (A+B+C2) (VIII)	Number of Voting Rights held in each class of securities (IX)			No. of Shares Underlying Outstanding convertible securities (Including Warrants) (X)	Shareholding as a % assuming full conversion of convertible securities (as a percentage of diluted share capital) (XI) = (VII)+(X) as a % of (A+B+C)	Number of Locked in shares (XII)		Number of Shares pledged or otherwise encumbered (XIII)		Number of equity shares held in dematerialized form (XIV)	
									No. of Voting Rights					Total as a % of Total Voting rights	No. (a)	As a % of total Shares held (b)	No. (a)		As a % of total Shares held (b)
									Class (Eq.)	Class y	Total								
15	BAY INLAND FINANCE PVT.LTD.			490290.00	0.00	0.00	490290.00	3.08	490290.00	0.00	490290.00	3.08	0.00	0.00	0.00	0.00		0.00	
16	OMDAYAL HOLDINGS LIMITED	AACCT4931E		500000.00	0.00	0.00	500000.00	3.14	500000.00	0.00	500000.00	3.14	0.00	0.00	0.00	0.00		0.00	
17	N.E.ELECTRONICS LTD			500000.00	0.00	0.00	500000.00	3.14	500000.00	0.00	500000.00	3.14	0.00	0.00	0.00	0.00		0.00	
18	BHASKAR FUND MANAGEMENT LTD.			500000.00	0.00	0.00	500000.00	3.14	500000.00	0.00	500000.00	3.14	0.00	0.00	0.00	0.00		0.00	
19	LOGIC INFOTECH LIMITED			500000.00	0.00	0.00	500000.00	3.14	500000.00	0.00	500000.00	3.14	0.00	0.00	0.00	0.00		0.00	
20	GLOBEX FINANCE CORPORATION LTD			500000.00	0.00	0.00	500000.00	3.14	500000.00	0.00	500000.00	3.14	0.00	0.00	0.00	0.00		0.00	
21	RAMKRISHNA FINCAP LIMITED			500000.00	0.00	0.00	500000.00	3.14	500000.00	0.00	500000.00	3.14	0.00	0.00	0.00	0.00		0.00	
22	JAGDISHWAR PHARMA.WORKS LTD.			500000.00	0.00	0.00	500000.00	3.14	500000.00	0.00	500000.00	3.14	0.00	0.00	0.00	0.00		0.00	
23	IMPALA INDUSTRIAL ENTP. LTD.			500000.00	0.00	0.00	500000.00	3.14	500000.00	0.00	500000.00	3.14	0.00	0.00	0.00	0.00		0.00	
24	GATEWAY COMPUTERS PVT.LTD.			513400.00	0.00	0.00	513400.00	3.22	513400.00	0.00	513400.00	3.22	0.00	0.00	0.00	0.00		0.00	
25	KIRTI ELECTRO SYSTEM PVT.LTD.			527750.00	0.00	0.00	527750.00	3.31	527750.00	0.00	527750.00	3.31	0.00	0.00	0.00	0.00		0.00	
26	DELTON EXIM PVT.LTD.			567850.00	0.00	0.00	567850.00	3.57	567850.00	0.00	567850.00	3.57	0.00	0.00	0.00	0.00		0.00	
27	GANGA BUILDERS LIMITED	AAACG9808K		673850.00	0.00	0.00	673850.00	4.23	673850.00	0.00	673850.00	4.23	0.00	0.00	0.00	0.00		0.00	
28	SURABHI DAIRY PRODUCTS PVT.LTD.	AAECS3793B		700000.00	0.00	0.00	700000.00	4.39	700000.00	0.00	700000.00	4.39	0.00	0.00	0.00	0.00		0.00	
29	SUPER FINANCE LTD.	AAGCS7188C		700000.00	0.00	0.00	700000.00	4.39	700000.00	0.00	700000.00	4.39	0.00	0.00	0.00	0.00		0.00	
30	SHAKTI ISPAT PRODUCTS PVT. LTD.	AAGCS8347D		700000.00	0.00	0.00	700000.00	4.39	700000.00	0.00	700000.00	4.39	0.00	0.00	0.00	0.00		0.00	
31	NISTHA TRADERS LIMITED	AAACN0756H		732500.00	0.00	0.00	732500.00	4.60	732500.00	0.00	732500.00	4.60	0.00	0.00	0.00	0.00		0.00	
32	STOCKNET INTERNATIONAL LTD.	AAECS8494F		775950.00	0.00	0.00	775950.00	4.87	775950.00	0.00	775950.00	4.87	0.00	0.00	0.00	0.00		0.00	
33	KACHNAR SECURITIES PVT.LTD.	AABCK1198F		777000.00	0.00	0.00	777000.00	4.88	777000.00	0.00	777000.00	4.88	0.00	0.00	0.00	0.00		0.00	
	TOTAL :===		33.00	14840980.00	0.00	0.00	14840980.00	93.17	14840980.00	0.00	14840980.00	93.17	0.00	0.00	0.00	0.00		0.00	
	ii) Holding Less than 1% :																		
			17.00	707950.00	0.00	0.00	707950.00	4.44	707950.00	0.00	707950.00	4.44	0.00	0.00	0.00	0.00		0.00	
	TOTAL :===		17.00	707950.00	0.00	0.00	707950.00	4.44	707950.00	0.00	707950.00	4.44	0.00	0.00	0.00	0.00		0.00	
	Non Resident Indian		0.00	0.00	0.00	0.00	0.00	0.00	0.00	0.00	0.00	0.00	0.00	0.00	0.00	0.00		0.00	
	Foreign National		0.00	0.00	0.00	0.00	0.00	0.00	0.00	0.00	0.00	0.00	0.00	0.00	0.00	0.00		0.00	
	Overseas Corporate Bodies		0.00	0.00	0.00	0.00	0.00	0.00	0.00	0.00	0.00	0.00	0.00	0.00	0.00	0.00		0.00	
	Foreign Bank		0.00	0.00	0.00	0.00	0.00	0.00	0.00	0.00	0.00	0.00	0.00	0.00	0.00	0.00		0.00	
	Trust		0.00	0.00	0.00	0.00	0.00	0.00	0.00	0.00	0.00	0.00	0.00	0.00	0.00	0.00		0.00	
	Foreign Company		0.00	0.00	0.00	0.00	0.00	0.00	0.00	0.00	0.00	0.00	0.00	0.00	0.00	0.00		0.00	
	Others		0.00	0.00	0.00	0.00	0.00	0.00	0.00	0.00	0.00	0.00	0.00	0.00	0.00	0.00		0.00	
	Sub Total (B)(3) :		92.00	15928100.00	0.00	0.00	15928100.00	100.00	15928100.00	0.00	15928100.00	100.00	0.00	0.00	0.00	0.00		141150.00	
	Total Public shareholding : (B) = (B)(1)+(B)(2)+(B)(3)		92.00	15928100.00	0.00	0.00	15928100.00	100.00	15928100.00	0.00	15928100.00	100.00	0.00	0.00	0.00	0.00		141150.00	
	IEPF Authority		0.00	0.00	0.00	0.00	0.00	0.00	0.00	0.00	0.00	0.00	0.00	0.00	0.00	0.00		0.00	
	TOTAL -->		92.00	15928100.00	0.00	0.00	15928100.00	100.00	15928100.00	0.00	15928100.00	100.00	0.00	0.00	0.00	0.00	0.00	0.00	141150.00




Table IV - Statement showing shareholding pattern of the Non Promoter - Non Public shareholder

	Category & Name of shareholders (I)	PAN (II)	Nos. of shareholders (III)	No. of fully paid-up equity shares held (IV)	No. of partly paid-up equity shares held (V)	Nos. of shares underlying Depository Receipt (VI)	Total nos. shares held (VII) = (IV)+(V)+(VI)	Shareholding % calculated as per SCRR, 1957 As a % of (A+B+C2) (VIII)	Number of Voting Rights held in each class of securities (IX)			No. of Shares Underlying Outstanding convertible securities (including Warrants) (X)	Shareholding as a % assuming full conversion of convertible securities (as a percentage of diluted share capital) (XI) = (VII)+(X) as a % of (A+B+C)	Number of Locked in shares (XII)		Number of Shares pledged or otherwise encumbered (XIII)		Number of equity shares held in dematerialized form (XIV)	
									No. of Voting Rights					Total as a % of Total Voting rights	No. (a)	As a % of total Shares held (b)	No. (a)		As a % of total Shares held (b)
									Class (Eq.)	Class y	Total								
(1)	Custodian.DR Holder																		
(2)	Employee Benefit Trust (under SEBI (share based Employee Benefit) Regulations, 2014																		
	<b>Total Non-Promoter - Non-Public Shareholding (C)=(C)(1)+(C)+(2)</b>																		

