

Format of holding of specified securities

Annexure - I

1. Name of the Listed Entity : **ONLINE INFORMATION TECHNOLOGIES LTD.**
2. Scrip Code : **OITL** /Name of Scrip : **ONLINE INFORMATION TECHNOLOGIES LTD.** /Class of Security : Equity Shares
3. Share Holding Pattern Field under: Reg.31(1)(b)/Reg.31(1)(c)
 - a. If under 31(1)(b) then indicate the report for Quarter ending **31.12.2018**
4. Declaration: The Listed entity is required to submit the following declaration to the extent of submission of information:-

	Particulars	Yes*	No*
1.	Whether the Listed Entity has issued any partly paid up shares ?		No
2.	Whether the Listed Entity has issued any Convertible Securities or Warrants ?		No
3.	Whether the Listed Entity has any shares against which depository receipts are issued ?		No
4.	Whether the Listed Entity has any shares in locked-in ?		No
5.	Whether any shares held by promoters are pledge or otherwise encumbered ?		No

5. The tabular format for disclosure of holding of specified securities is as follows :-




Table I - Summary Statement holding of specified securities

Category (I)	Category of shareholder (II)	Nos. of shareholders (III)	No. of fully paid-up equity shares held (IV)	No. of partly paid-up equity shares held (V)	No. of shares underlying Depository Receipt (VI)	Total nos. shares held (VII) = (IV)+(V)+(VI)	Shareholding as a % of total no. of shares (calculated as per SCRR, 1967) (VIII) As a % of (A+B+C2)	Number of Voting Rights held in each class of securities (IX)			No. of Shares Underlying convertible securities (including Warrants) (X)	Shareholding as a % assuming full conversion of convertible securities (as a percentage of diluted share capital) (XI)=(VII)+(X) as a % of (A+B+C)	Number of Locked in shares (XII)		Number of Shares pledged or otherwise encumbered (XIII)		Number of equity shares held in dematerialized form (XIV)	
								No. of Voting Rights					Total as a % of (A+B+C)	No. (a)	As a % of total Shares held (b)	No. (a)		As a % of total Shares held (b)
								Class eg: Eq.	Class eg:y	Total								
(A)	Promoter & Promoters Group											0.00						
(B)	Public	258	15928100			15928100	100.00	15928100	15928100	100.00		100.00					141150	
(C)	Non Promoter-Non Public																	
(C1)	Shares underlying DRs																	
(C2)	Shares held by Employee Trust																	
	Total : =	258	15928100	0		15928100	100.00	15928100	15928100	100.00	0	100.00	0	0.00	0	0.00	141150	
	Actual Holder->	258																





Table II - Statement showing shareholding pattern of the Promoter and Promoter Group

	Category & Name of shareholders (I)	PAN (II)	Nos. of shareholders (III)	No. of fully paid-up equity shares held (IV)	No. of partly paid-up equity shares held (V)	Nos. of shares underlying Depository Receipt (VI)	Total nos. shares held (VII) = (IV)+(V)+(VI)	Shareholding % calculated as per SCRR, 1957 As a % of (A+B+C2) (VIII)	Number of Voting Rights held in each class of securities (IX)				No. of Shares Underlying Outstanding convertible securities (Including Warrants) (X)	Shareholding as a % assuming full conversion of convertible securities (as a percentage of diluted share capital) (XI)= (VII)+(X) as a % of (A+B+C)	Number of Locked in shares (XII)		Number of Shares pledged or otherwise encumbered (XIII)		Number of equity shares held in dematerialized form (XIV)		
									No. of Voting Rights			Total as a % of Total Voting rights			No. (a)	As a % of total Shares held (b)	No. (a)	As a % of total Shares held (b)			
									Class (Eq.)	Class y	Total										
(1)	INDIAN :																				
(a)	Individuals / HUF		0	0	0	0	0	0.00	0	0	0	0.00	0	0.00	0	0.00	0	0.00	0	0.00	0
(b)	Central Govt./State Govt.(s)		0	0	0	0	0	0.00	0	0	0	0.00	0	0.00	0	0.00	0	0.00	0	0.00	0
(c)	Financial Institutions / Banks		0	0	0	0	0	0.00	0	0	0	0.00	0	0.00	0	0.00	0	0.00	0	0.00	0
(d)	Any Other (specify)																				
	Bodies Corporate		0	0	0	0	0	0.00	0	0	0	0.00	0	0.00	0	0.00	0	0.00	0	0.00	0
	Mutual Fund		0	0	0	0	0	0.00	0	0	0	0.00	0	0.00	0	0.00	0	0.00	0	0.00	0
	Trust		0	0	0	0	0	0.00	0	0	0	0.00	0	0.00	0	0.00	0	0.00	0	0.00	0
	Others		0	0	0	0	0	0.00	0	0	0	0.00	0	0.00	0	0.00	0	0.00	0	0.00	0
	Sub Total (A)(1) :		0	0	0	0	0	0.00	0	0	0	0.00	0	0.00	0	0.00	0	0.00	0	0.00	0
(2)	FOREIGN :																				
(a)	NRI / Foreign Individuals		0	0	0	0	0	0.00	0	0	0	0.00	0	0.00	0	0.00	0	0.00	0	0.00	0
(b)	Foreign Govt.-Promoter		0	0	0	0	0	0.00	0	0	0	0.00	0	0.00	0	0.00	0	0.00	0	0.00	0
(c)	Foreign Inst. Invst. (FIIs)		0	0	0	0	0	0.00	0	0	0	0.00	0	0.00	0	0.00	0	0.00	0	0.00	0
(d)	Foreign Portfolio Investor		0	0	0	0	0	0.00	0	0	0	0.00	0	0.00	0	0.00	0	0.00	0	0.00	0
(e)	Any Other (specify)																				
	Foreign Company		0	0	0	0	0	0.00	0	0	0	0.00	0	0.00	0	0.00	0	0.00	0	0.00	0
	Overseas Corporate Bodies		0	0	0	0	0	0.00	0	0	0	0.00	0	0.00	0	0.00	0	0.00	0	0.00	0
	Foreign Bank		0	0	0	0	0	0.00	0	0	0	0.00	0	0.00	0	0.00	0	0.00	0	0.00	0
	Sub Total (A)(2) :		0	0	0	0	0	0.00	0	0	0	0.00	0	0.00	0	0.00	0	0.00	0	0.00	0
	Total Shareholding of Promoter and Promoter Group.(A) = (A)(1) + (A)(2) :		0	0	0	0	0	0.00	0	0	0	0.00	0	0.00	0	0.00	0	0.00	0	0.00	0



Table III - Statement showing shareholding pattern of the Public shareholder

Category & Name of shareholders (I)	PAN (II)	Nos. of shareholders (III)	No. of fully paid-up equity shares held (IV)	No. of partly paid-up equity shares held (V)	Nos. of shares underlying Depository Receipt (VI)	Total nos. shares held (VII) = (IV)+(V)+(VI)	Shareholding % calculated as per SCRR, 1967 As a % of (A+B+C2) (VIII)	Number of Voting Rights held in each class of securities (IX)			No. of Shares Outstanding convertible securities (Including Warrants) (X)	Shareholding as a % assuming full conversion of convertible securities (as a percentage of diluted share capital) (XI) = (VII)+(X) as a % of (A+B+C)	Number of Locked in shares (XII)		Number of Shares pledged or otherwise encumbered (XIII)		Number of equity shares held in dematerialized form (XIV)	
								No. of Voting Rights					Total as a % of Total Voting rights	No. (a)	As a % of total Shares held (b)	No. (a)		As a % of total Shares held (b)
								Class (Eq.)	Class y	Total								
FIELD B	FIELD C	FIELD D	FIELD E	FIELD F	FIELD G	FIELD H	FIELD I	FIELD J	FIELD K	FIELD L	FIELD M	FIELD N	FIELD O	FIELD P	FIELD Q	FIELD R	FIELD S	FIELD T
(1) Institutions :																		
(a) Mutual Funds / UTI		0	0	0	0	0	0.00	0	0	0	0.00	0	0.00	0	0.00			0
(b) Venture Capital Funds		0	0	0	0	0	0.00	0	0	0	0.00	0	0.00	0	0.00			0
(c) Alternate Investment Fund		0	0	0	0	0	0.00	0	0	0	0.00	0	0.00	0	0.00			0
(d) Foreign Venture Capital Investor		0	0	0	0	0	0.00	0	0	0	0.00	0	0.00	0	0.00			0
(e) Foreign Portfolio Investor		0	0	0	0	0	0.00	0	0	0	0.00	0	0.00	0	0.00			0
(f) Financial Institutions/Banks		0	0	0	0	0	0.00	0	0	0	0.00	0	0.00	0	0.00			0
(g) Insurance Companies		0	0	0	0	0	0.00	0	0	0	0.00	0	0.00	0	0.00			0
(h) Provident Funds/Pension Funds		0	0	0	0	0	0.00	0	0	0	0.00	0	0.00	0	0.00			0
(i) Any Other (specify)																		
Foreign Inst. Invst. (FILs)		0	0	0	0	0	0.00	0	0	0	0.00	0	0.00	0	0.00			0
Sub Total (B)(1) :		0	0	0	0	0	0.00	0	0	0	0.00	0	0.00	0	0.00			0
(2) Central Govt./State Govt./ President of India :																		
Sub Total (B)(2) :		0	0	0	0	0	0.00	0	0	0	0.00	0	0.00	0	0.00			0
(3) Non-institutions :																		
(a) Individuals -																		
i) Indv. shareholders holding nominal share capital upto Rs. 2 Lakh.			158	271677	0	0	271677	1.71	271677	0	271677	1.71	0	1.71	0			141150
TOTAL :==			158	271677	0	0	271677	1.71	271677	0	271677	1.71	0	1.71	0			141150
ii) Indv. shareholders holding nominal share capital in excess of Rs. 2 Lakh.																		
1 SARITA PUGALIA				30000	0	0	30000	0.19	30000	0	30000	0.19	0	0.19	0	0.00		0
2 SAMPAT RAJ BOTHRA				37600	0	0	37600	0.24	37600	0	37600	0.24	0	0.24	0	0.00		0
3 KAMAL CHAND JAIN				39893	0	0	39893	0.25	39893	0	39893	0.25	0	0.25	0	0.00		0
TOTAL :==			3	107493	0	0	107493	0.67	107493	0	107493	0.67	0	0.67	0	0.00		0
(b) NBFCs registered with RBI			0	0	0	0	0.00	0	0	0	0.00	0	0.00	0	0.00			0
(c) Employee Trusts			0	0	0	0	0.00	0	0	0	0.00	0	0.00	0	0.00			0
(d) Overseas Depositories (holding DRs) (balancing figure)			0	0	0	0	0.00	0	0	0	0.00	0	0.00	0	0.00			0
(e) Any Other (specify) :																		
Bodies Corporate																		
i) Holding 1% and above :																		
1 MASKARA CONSTRUCTION LTD				162500	0	0	162500	1.02	162500	0	162500	1.02	0	1.02	0	0.00		0
2 AKAI INDIA LIMITED				168000	0	0	168000	1.05	168000	0	168000	1.05	0	1.05	0	0.00		0
3 SOPHIA EXPORTS LIMITED				174000	0	0	174000	1.09	174000	0	174000	1.09	0	1.09	0	0.00		0
4 ESQUIRE ENERGY LIMITED				175000	0	0	175000	1.10	175000	0	175000	1.10	0	1.10	0	0.00		0



5*	SAURABH EXIM PVT.LTD.			175000	0	0	175000	1.10	175000	0	175000	1.10	0	1.10	0	0.00			0	
6	HIND AGRO OILS LIMITED			200000	0	0	200000	1.26	200000	0	200000	1.26	0	1.26	0	0.00			0	
7	MRIDUHARI TRADE & IND.LTD.			200000	0	0	200000	1.26	200000	0	200000	1.26	0	1.26	0	0.00			0	
8	VALOUR CONSTRUCTION LTD.			200000	0	0	200000	1.26	200000	0	200000	1.26	0	1.26	0	0.00			0	
9	LAFFAN SOFTWARE LTD.			200000	0	0	200000	1.26	200000	0	200000	1.26	0	1.26	0	0.00			0	
10	VIVEK TEX-TECH PVT.LTD.			204000	0	0	204000	1.28	204000	0	204000	1.28	0	1.28	0	0.00			0	
11	ANKUR MARKETING LTD			245200	0	0	245200	1.54	245200	0	245200	1.54	0	1.54	0	0.00			0	
12	ASSAM IMPEX LIMITED			273172	0	0	273172	1.72	273172	0	273172	1.72	0	1.72	0	0.00			0	
13	VISUDH OIL PVT.LTD.			294490	0	0	294490	1.85	294490	0	294490	1.85	0	1.85	0	0.00			0	
14	ASSAM POWER & ELECTRICALS LTD			382100	0	0	382100	2.40	382100	0	382100	2.40	0	2.40	0	0.00			0	
15	MACMILLAN TEA EXPORTS LTD.			415350	0	0	415350	2.61	415350	0	415350	2.61	0	2.61	0	0.00			0	
16	BAY INLAND FINANCE PVT.LTD.			490290	0	0	490290	3.08	490290	0	490290	3.08	0	3.08	0	0.00			0	
17	N.E.ELECTRONICS LTD			500000	0	0	500000	3.14	500000	0	500000	3.14	0	3.14	0	0.00			0	
18	MANGLAM APARTMENTS LTD			500000	0	0	500000	3.14	500000	0	500000	3.14	0	3.14	0	0.00			0	
19	VINDHYACHAL SECURITIRS LTD.			500000	0	0	500000	3.14	500000	0	500000	3.14	0	3.14	0	0.00			0	
20	BHASKAR FUND MANAGEMENT LTD.			500000	0	0	500000	3.14	500000	0	500000	3.14	0	3.14	0	0.00			0	
21	DHANANJAY INTERNATIONAL LTD.			500000	0	0	500000	3.14	500000	0	500000	3.14	0	3.14	0	0.00			0	
22	LOGIC INFOTECH LIMITED			500000	0	0	500000	3.14	500000	0	500000	3.14	0	3.14	0	0.00			0	
23	SPIRIT INVESTMENT & FINANCE PV			500000	0	0	500000	3.14	500000	0	500000	3.14	0	3.14	0	0.00			0	
24	GLOBEX FINANCE CORPORATION LTD			500000	0	0	500000	3.14	500000	0	500000	3.14	0	3.14	0	0.00			0	
25	GROMORE PORTFOLIO FUND LTD			500000	0	0	500000	3.14	500000	0	500000	3.14	0	3.14	0	0.00			0	
26	ESQUIRE AGRO PRODUCTS PVT. LTD			500000	0	0	500000	3.14	500000	0	500000	3.14	0	3.14	0	0.00			0	
27	VENUS OVERSEAS LIMITED			500000	0	0	500000	3.14	500000	0	500000	3.14	0	3.14	0	0.00			0	
28	RAMKRISHNA FINCAP LIMITED			500000	0	0	500000	3.14	500000	0	500000	3.14	0	3.14	0	0.00			0	
29	CLAYTON MARKETING PVT. LTD.			500000	0	0	500000	3.14	500000	0	500000	3.14	0	3.14	0	0.00			0	
30	JAGDISHWAR PHARMA.WORKS LTD.			500000	0	0	500000	3.14	500000	0	500000	3.14	0	3.14	0	0.00			0	
31	IMPALA INDUSTRIAL ENTP. LTD.			500000	0	0	500000	3.14	500000	0	500000	3.14	0	3.14	0	0.00			0	
32	GATEWAY COMPUTERS PVT.LTD.			513400	0	0	513400	3.22	513400	0	513400	3.22	0	3.22	0	0.00			0	
33	KIRTI ELECTRO SYSTEM PVT.LTD.			527750	0	0	527750	3.31	527750	0	527750	3.31	0	3.31	0	0.00			0	
34	ISPAT SHEETS LIMITED			554500	0	0	554500	3.48	554500	0	554500	3.48	0	3.48	0	0.00			0	
35	DELTON EXIM PVT.LTD.			567850	0	0	567850	3.57	567850	0	567850	3.57	0	3.57	0	0.00			0	
	TOTAL :===			35	13622602	0	0	13622602	85.53	13622602	0	13622602	85.53	0	85.53	0			0	
	ii) Holding Less than 1% :																			
				62	1926328	0	0	1926328	12.09	1926328	0	1926328	12.09	0	12.09	0			0	
	TOTAL :===			62	1926328	0	0	1926328	12.09	1926328	0	1926328	12.09	0	12.09	0			0	
	Non Resident Indian			0	0	0	0	0.00	0	0	0	0.00	0	0.00	0	0.00			0	
	Foreign National			0	0	0	0	0.00	0	0	0	0.00	0	0.00	0	0.00			0	
	Overseas Corporate Bodies			0	0	0	0	0.00	0	0	0	0.00	0	0.00	0	0.00			0	
	Foreign Bank			0	0	0	0	0.00	0	0	0	0.00	0	0.00	0	0.00			0	
	Trust			0	0	0	0	0.00	0	0	0	0.00	0	0.00	0	0.00			0	
	Foreign Company			0	0	0	0	0.00	0	0	0	0.00	0	0.00	0	0.00			0	
	Others			0	0	0	0	0.00	0	0	0	0.00	0	0.00	0	0.00			0	
	Sub Total (B)(3) :			258	15928100	0	0	15928100	100.00	15928100	0	15928100	100.00	0	100.00	0	0.00		141150	
	Total Public shareholding : (B) = (B)(1)+(B)(2)+(B)(3)			258	15928100	0	0	15928100	100.00	15928100	0	15928100	100.00	0	100.00	0	0.00		141150	
	IEPF Authority			0	0	0	0	0.00	0	0	0	0.00	0	0.00	0	0.00			0	
	TOTAL -->			258	15928100	0	0	15928100	100.00	15928100	0	15928100	100.00	0	100.00	0	0.00	0	0.00	141150




Table IV - Statement showing shareholding pattern of the Non Promoter - Non Public shareholder

	Category & Name of shareholders (I)	PAN (II)	Nos. of shareholders (III)	No. of fully paid up equity shares held (IV)	No. of partly paid-up equity shares held (V)	Nos. of shares underlying Depository Receipt (VI)	Total nos. shares held (VII) = (IV)+(V)+(VI)	Shareholding % calculated as per SCRR, 1957 As a % of (A+B+C2) (VIII)	Number of Voting Rights held in each class of securities (IX)			No. of Shares Underlying Outstanding convertible securities (Including Warrants) (X)	Shareholding as a % assuming full conversion of convertible securities (as a percentage of diluted share capital) (XI) = (VII)+(X) as a % of (A+B+C)	Number of Locked in shares (XII)		Number of Shares pledged or otherwise encumbered (XIII)		Number of equity shares held in dematerialized form (XIV)	
									No. of Voting Rights					Total as a % of Total Voting rights	No. (a)	As a % of total Shares held (b)	No. (a)		As a % of total Shares held (b)
									Class (Eq.)	Class y	Total								
(1)	Custodian.DR Holder																		
(2)	Employee Benefit Trust (under SEBI (share based Employee Benefit) Regulations, 2014																		
	Total Non-Promoter - Non-Public Shareholding (C)=(C)(1)+(C)(2)																		

